


CLIPSEAL

The simple way to replace your seal
Just Measure - Cut
- Fit and Go !

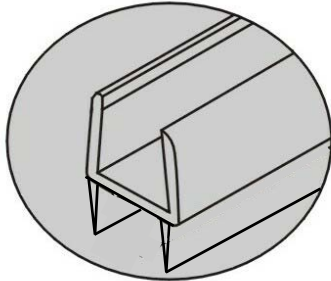
Available for 4mm - 6mm Glass

Available for 8mm - 10mm Glass



4mm - 6mm thick glass

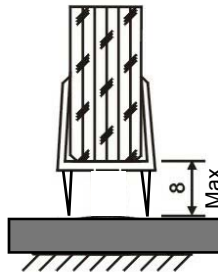
Part number: PS 20 - 6



PS-20

8 - 10mm thick glass

Part number: PS 20 - 8

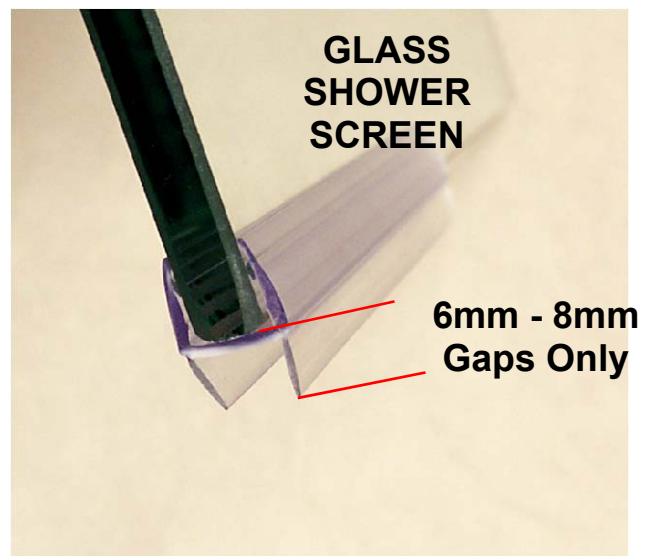
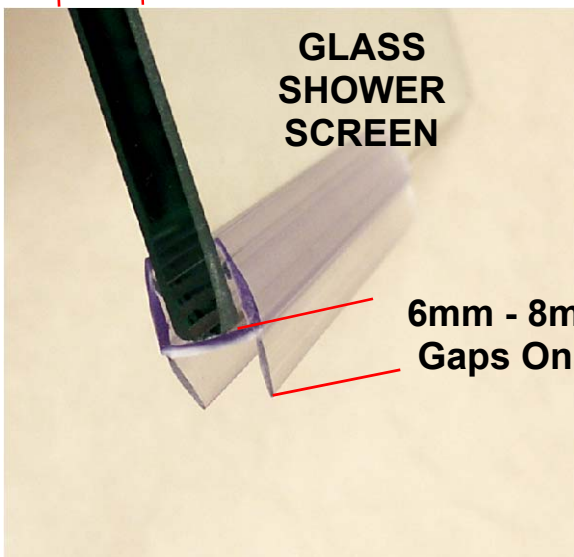


Seal is 1m in length

Cut to length
with hacksaw

Important: Measure the thickness of your glass door plus the gap between your shower door / screen and the bath to ensure this seal will fit.

Please do not assume that it will fit - Measure your existing seal and check with pic below



Note. H&P recommends that all black mould in the bathroom is removed prior to fitting its products.