


Wet Floor – DuraForm

Issue 1 September 2015

Product overview

Our incredible DuraForm range makes creating a wet room more affordable than ever. Constructed from remarkably strong expanded polystyrene sandwiched between cement and fibreglass, it is lightweight, easy to handle and easily cut to size. Seven different sizes and a load capacity of 25 stone/158kg make DuraForm one of the strongest and most adaptable formers on the market.



Features and benefits

- + Lightweight and easy to handle to ease installation
- + 22mm thickness
- + 25 Stone/158kg weight limit accommodates users up to this weight when tiled
- + Available in 7 sizes to provide options for all sizes and styles of bathroom
- + Expanded polystyrene core with 2mm cement and fibreglass facings
- + Compatible with GW50 & GW19 wastes when combined with Stainless Steel waste adaptor

Installer features

- + 10 year guarantee
- + 22mm thickness
- + Expanded polystyrene core plus 2mm cement fibreglass facings
- + Offset Waste
- + 25 Stone/158kg weight loading
- + Not suitable for use with shower seats
- + Compatible with GW50 & GW19 wastes combined with SureForm waste adaptor

Product codes

21300	900 x 900
21301	1000 x 1000
21302	1200 x 900
21303	1200 x 1200
21304	1300 x 800
21305	1500 x 800
21306	1800 x 900

Wet Floor – DuraForm

Issue 1 September 2015

Dimensions



900 x 900mm
Code: 21300




1000 x 1000mm
Code: 21301



1200mm x 900mm
Code: 21302



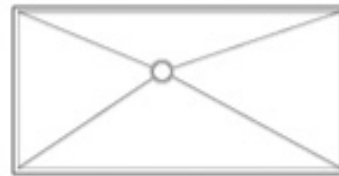
1200 x 1200mm
Code: 21303



1300 x 800mm
Code: 21304



1500 x 800mm
Code: 21305



1800 x 900mm
Code: 21306

Waste drains:

GW19: 25125
GW50: 25126

Waste adaptor:

SFWA: 25433