

**Product Overview:** A complete level access shower tray with unique and patented integrated edging for quick and easy installation.

- Features:**
- A 27mm floor recess is all that's needed or surface mounted option (ramp available)
  - A corner waste position helps avoid joists
  - Alcove trays are supplied with cut-to-length kits
  - Built in tiling upstands on 2 or 3 sides complete the all-round integrity of the water seals
  - Floor tiling, wallboard adaptor, alcove adaptor and pipeduct kits are available to aid any installation
  - No under tray foaming is needed
  - Unique altro flooring intergrated clamping strip allows for quick and watertight installations.
  - Flooring can be fitted after the tray and screen has been installed avoiding unnecessary extra site visits



- Benefits:**
- Level showering for easy access
  - Exceptionally watertight seals, thanks to a pioneering Intergrip<sup>®</sup> strip
  - Quick draining, with a 25mm fall inside tray
  - Unrivalled strength and stability, using compressed GRP
  - Pre-formed fixing holes ensure quick and easy installation
  - Excellent choice of screens, curtains and rails
  - Extra wide trays available ideal for bariatric use
  - Slip resistant textured surface
  - Ideal for level access solution where the client needs a defined showering area

**Guarantee:**



### Specifier's Guide: Mullen<sup>®</sup> Standard Length Shower Trays

Height of Tray	Wood Floor	Concrete Floor	Screeded Floor	Corner Fitting	Alcove Fitting	Tray Handling	Gravity Waste	Pumped Waste
27mm	Level Access or Surface Mounted	✗	Level Access or Surface Mounted	✓	✓	Handed	✓	✓

### Specifier's Guide: Mullen<sup>®</sup> Cut-to-Length & Extra Wide Shower Trays

Height of Tray	Wood Floor	Concrete Floor	Screeded Floor	Corner Fitting	Alcove Fitting	Tray Handling	Gravity Waste	Pumped Waste
27mm	Complete Level Access	✗	Complete Level Access	✗	✓	Handed or Non Handed	✓	✓

\* The lifetime warranty excludes normal wear and tear in general domestic applications. It applies only to products being installed for the first time and according to relevant local and national regulations.

**Product Specification:**

- Made from compressed GRP
- Ribbed underside eliminating slippage of float during installation
- 25mm fall
- Pre-formed fixing holes
- 10 stock sizes

**Product Codes:**

Codes	Description
26100	Mullen <sup>®</sup> 1000 x 1000 tray only
26101L	Mullen <sup>®</sup> 1200 x 700 tray only (left handed)
26101R	Mullen <sup>®</sup> 1200 x 700 tray only (right handed)
26072L	Mullen <sup>®</sup> 1200 x 820 tray only (left handed)
26072R	Mullen <sup>®</sup> 1200 x 820 tray only (right handed)
26102L	Mullen <sup>®</sup> 1300 x 700 tray only (left handed)
26102R	Mullen <sup>®</sup> 1300 x 700 tray only (right handed)
26107L	Mullen <sup>®</sup> 1300 x 820 tray only (left handed)
26107R	Mullen <sup>®</sup> 1300 x 820 tray only (right handed)
26104L	Mullen <sup>®</sup> 1420 x 700 tray only (left handed)
26104R	Mullen <sup>®</sup> 1420 x 700 tray only (right handed)
26113L	Mullen <sup>®</sup> 1524 x 762 extra wide range tray only (left handed)
26113R	Mullen <sup>®</sup> 1524 x 762 extra wide range tray only (right handed)
26103L	Mullen <sup>®</sup> 1524 x 915 extra wide range tray only (left handed)
26103R	Mullen <sup>®</sup> 1524 x 915 extra wide range tray only (right handed)
26108	Mullen <sup>®</sup> 1800 x 700 tray only
26192	Mullen <sup>®</sup> 1800 x 820 tray only

Mullen<sup>®</sup> tray kits are available with a choice of gravity or pumped wastes.

## Mullen<sup>®</sup> standard length – 1000 x 1000

+ 50mm flange

Compatible Level Best<sup>®</sup> glass shower screens:

GA GB

Compatible Standard shower screens:

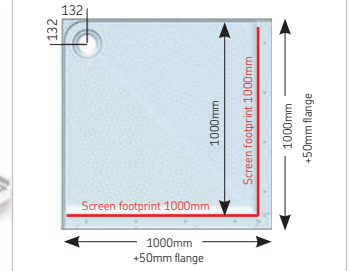
E BF C H HF

Compatible Silverdale<sup>®</sup> shower screens:

E HF

Compatible Sliding shower screens:

SE



Tray only code: **26100**  
Tray with gravity waste code: **26074**  
Universal floor tiling adaptor kit code: **26259**  
Corner installations only

## Mullen<sup>®</sup> standard length – 1200 x 700

+ 50mm flange

Compatible Level Best<sup>®</sup> glass shower screens:

GA GB

Compatible Standard shower screens:

A B C D E H

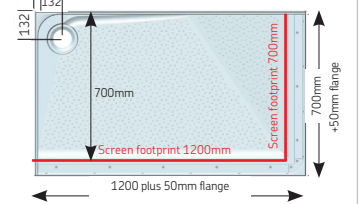
Compatible Silverdale<sup>®</sup> shower screens:

A E HF

HF X

Compatible Sliding shower screens:

SE SX SY



Tray only code: **26101L 26101R**  
Tray with gravity waste code: **26106L 26106R**  
Universal floor tiling adaptor kit code: **26259**  
Corner installations only

## Mullen<sup>®</sup> standard length – 1200 x 820

+ 50mm flange

Compatible Level Best<sup>®</sup> glass shower screens:

GA GB

Compatible Standard shower screens:

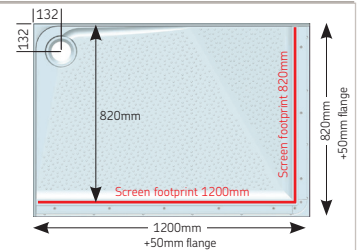
B C H E HF

Compatible Silverdale<sup>®</sup> shower screens:

E HF

Compatible Sliding shower screens:

SE SX SY



Tray only code: **26072L 26072R**  
Tray with gravity waste code: **26073L 26073R**  
Universal floor tiling adaptor kit code: **26259**  
Corner installations only

## Mullen<sup>®</sup> standard length – 1300 x 700

+ 50mm flange

Compatible Level Best<sup>®</sup> glass shower screens:

GA GB

Compatible Standard shower screens:

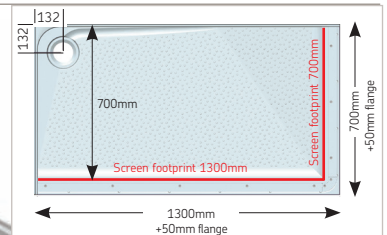
B C E H HF J  
M N U X Y

Compatible Silverdale<sup>®</sup> shower screens:

E HF M N

Compatible Sliding shower screens:

SE SJ SM SN SU SX SY



Tray only code: **26102L 26102R**  
Tray with gravity waste code: **26109L 26109R**  
Universal floor tiling adaptor kit code: **26259**  
Alcove adaptor kit code: **26262L 262621R**

## Mullen<sup>®</sup> standard length – 1300 x 820

+ 50mm flange

Compatible Level Best<sup>®</sup> glass shower screens:

GA GB

Compatible Standard shower screens:

C E H HF J M

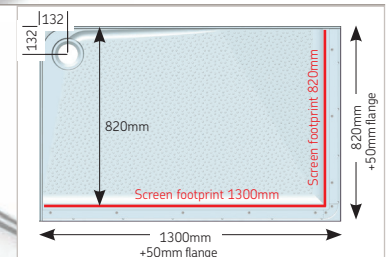
Compatible Silverdale<sup>®</sup> shower screens:

E HF M N

N U Y

Compatible Sliding shower screens:

SE SJ SM SN SU SX SY



Tray only code: **26107L 26107R**  
Tray with gravity waste code: **26111L 26111R**  
Universal floor tiling adaptor kit code: **26259**  
Alcove adaptor kit code: **26264L 26263R**

## Mullen<sup>®</sup> standard length – 1420 x 700

+ 50mm flange

Compatible Level Best<sup>®</sup> glass shower screens: Compatible Standard shower screens:

GA GB

B H HF J K N

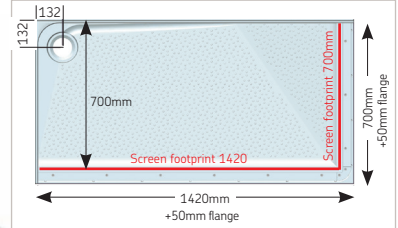
Compatible Silverdale<sup>®</sup> shower screens:

U X Y

HF N

Compatible Sliding shower screens:

SE SJ SM SN SU SX SY



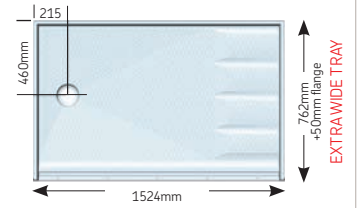
Tray only code: **26104L 26104R**  
Tray with gravity waste code: **26110L 26110R**  
Universal floor tiling adaptor kit code: **26259**  
Alcove adaptor kit code: **26262L 26261R**

## Mullen<sup>®</sup> cut-to-length – 1524 x 762

(Extra Wide) + 50mm flange

Compatible Standard shower screens:

N



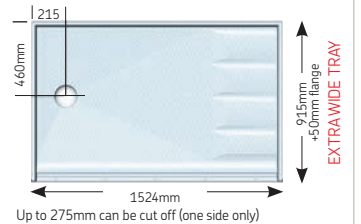
Tray only code: **26113L 26113R**  
Cut-to-length kit code: **26115L 26115R**  
Universal floor tiling adaptor kit code: **26259**  
Alcove installations only, unsuitable for use with pipeduct kits  
Wastes blanked and recessed to suit 50mm or 90mm waste

## Mullen<sup>®</sup> cut-to-length length – 1524 x 915 (Extra Wide)

+ 50mm flange

Compatible Standard shower screens:

N



Tray only code: **26103L 26103R**  
Cut-to-length kit code: **26202L 26202R**  
Universal floor tiling adaptor kit code: **26259**  
Alcove installations only, unsuitable for use with pipeduct kits.  
Wastes blanked and recessed to suit 50mm or 90mm waste

## Mullen<sup>®</sup> cut-to-length – 1800 x 700

+ 50mm flange

Compatible Level Best<sup>®</sup> glass shower screens: Compatible Standard shower screens:

GA GB

H HF J P N

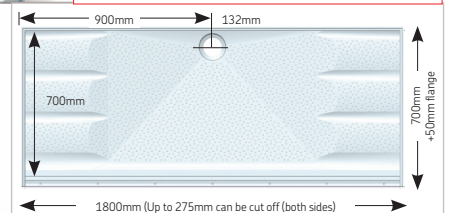
Compatible Silverdale<sup>®</sup> shower screens:

TT Z

HF

Compatible Sliding shower screens:

SJ SN SU



Tray only code: **26108** (non handed)  
Tray with gravity waste code: **26112** (non handed)  
Universal floor tiling adaptor kit code: **26259**  
Alcove installations only

## Mullen<sup>®</sup> cut-to-length – 1800 x 820

+ 50mm flange

Compatible Level Best<sup>®</sup> glass shower screens: Compatible Standard shower screens:

GA GB

J H HF N P

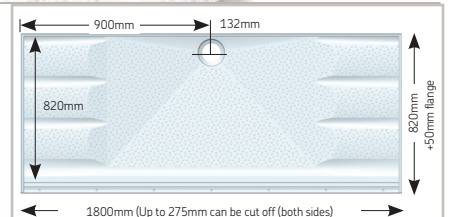
Compatible Silverdale<sup>®</sup> shower screens:

TT Z

HF

Compatible Sliding shower screens:

SJ SN SU

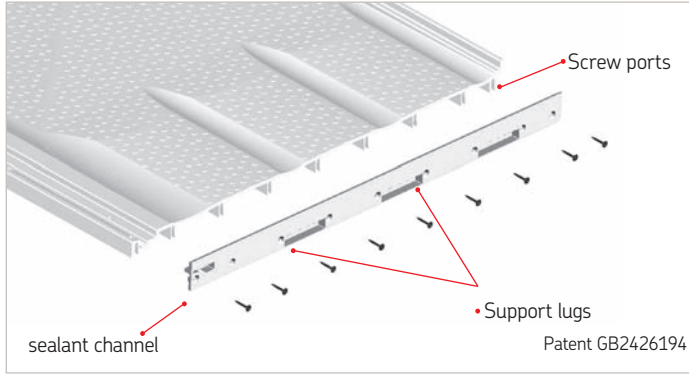
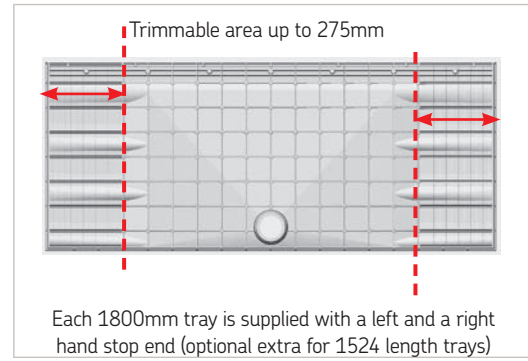


Tray only code: **26192** (non handed)  
Tray with gravity waste code: **26193** (non handed)  
Universal floor tiling adaptor kit code: **26259**  
Alcove installations only

**Additional Features:**

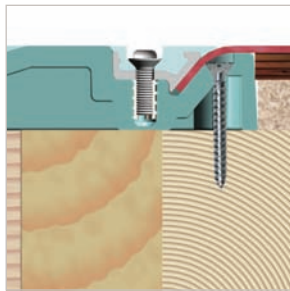
**Mullen**<sup>®</sup> cut-to-length feature

Alcove trays can be trimmed by up to 275mm on one side for 1524 x 762 and 1524 x 915 and on two sides for the 1800mm trays. Specially designed stop ends are supplied to give a strong mechanical waterproof joint.



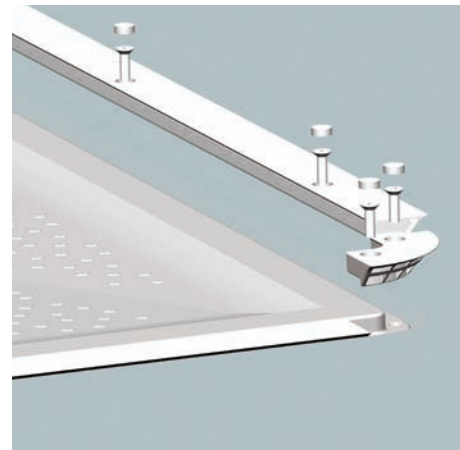
**Clamping strip**

The key benefit of the Mullen<sup>®</sup> shower tray is its unique clamping strip (Intergrip<sup>®</sup>) which grips and seals the vinyl flooring into the tray for a water tight seal. Flooring can be fitted after the tray and screen has been installed avoiding unnecessary extra site visits.



**Clamping strip detail**  
Typically floorboards are 18mm thick.

Please note it would be necessary to lay plywood on the bathroom floor to bring the floor up to the tray height for complete level access.



**Ramps**



Mullen<sup>®</sup> trays can be surface mounted on screeded floors with the addition of trimmable ramp options for easy access. Ramps can be installed above or below altro flooring.

**Wallboard Adaptor Kit**

Available separately to allow easy fitting of 11mm thick wall board. Attaches directly to the Mullen's built in tiling flange.

- Mitre cut ends
- Quick installation
- Substantial savings on time and labour costs on site
- Should be used with wetfloor screens



Description	Product code
Mullen <sup>®</sup> surface mount ramp alcove kit 1500mm	26271
Mullen <sup>®</sup> surface mount ramp universal kit 1800x1000mm	26272
Mullen <sup>®</sup> under floor covering universal ramp kit 1800x1000mm	26273
Wallboard Adaptor Kit: 1 x 1800mm length    1 x 1000mm length    2 x Plastic end caps	26270