



Product Overview

With its contemporary aesthetic, the Onyx Exclusif shower tray provides a stylish yet strong showering solution, with a maximum capacity of 31.5 st (200kg) and a variety of sizes available to accommodate wheelchair users and carers.

Designed for those with reduced mobility, the textured surface finish ensures a high level of slip resistance, with the 26mm tray depth ideal for installing above the floor or recessing into it, offering the choice of low level or full level access.

Features & Benefits

- + 26mm shallow depth tray can be installed above the floor for low-level access or recessed into it to enable level-access showering
- + Manufactured from SMC (Sheet-Moulding Compound) for strength and durability
- + Contemporary textured finish offers a reliably high level of slip resistance for reassurance when getting in/out of the shower
- + Rigid, webbed structure on the underside of the tray reinforces strength and provides excellent shock and impact resistance
- + Lightweight material, ensures a quick and easy installation
- + Can support up to 31.5st (200kg), suitable for wheelchair users or those with carers
- + Compatible with AKW Larenco, Level Best, Standard, Silverdale and Contour Opulence screens
- + Optional Onyx Exclusif Ramp available, designed to work with the Onyx Exclusif Tray which offers easy access for wheelchair users or users with limited mobility




Warranty & Approvals



Technical Specification

- + Made from GRP (Glass Reinforced Plastic) using the SMC process
- + Weight limit: 31.5st (200kg)
- + Lightweight, under 25kg
- + Trays offered in white (18 sizes) or black (13 sizes)
- + Matching waste cover included
- + Optional Chrome Plated Zinc Die-Cast Waste Cover available
- + Concealed waste positioned at one end
- + Can be trimmed to within 150mm of waste
- + Shallow depth waste available (54mm under the tray)
- + High water flow rate (up to 30 lpm)
- + Also designed for use with the DW90 dry waste or the PW90 pumped waste



Waste Cover - Zinc (optional extra)



Dimensions

Onyx Exclusif Shower Tray Product Codes:

Tray dimensions	White Tray only	Black Tray Only
800 x 800	12820WH	12820BK
900 x 900	12821WH	12821BK
1000 x 700	12822WH	–
1000 x 800	12823WH	12823BK
1200 x 700	12824WH	–
1200 x 800	12825WH	12825BK
1200 x 900	12826WH	12826BK
1400 x 700	12827WH	–
1400 x 800	12828WH	12828BK
1400 x 900	12829WH	12829BK
1600 x 700	12830WH	–
1600 x 800	12831WH	12831BK
1600 x 900	12832WH	12832BK
1700 x 700	12833WH	–
1700 x 800	12834WH	12834BK
1700 x 900	12835WH	12835BK
1800 x 800	12836WH	12836BK
1800 x 900	12837WH	12837BK

Wastes:

Must be ordered with the Onyx Exclusif

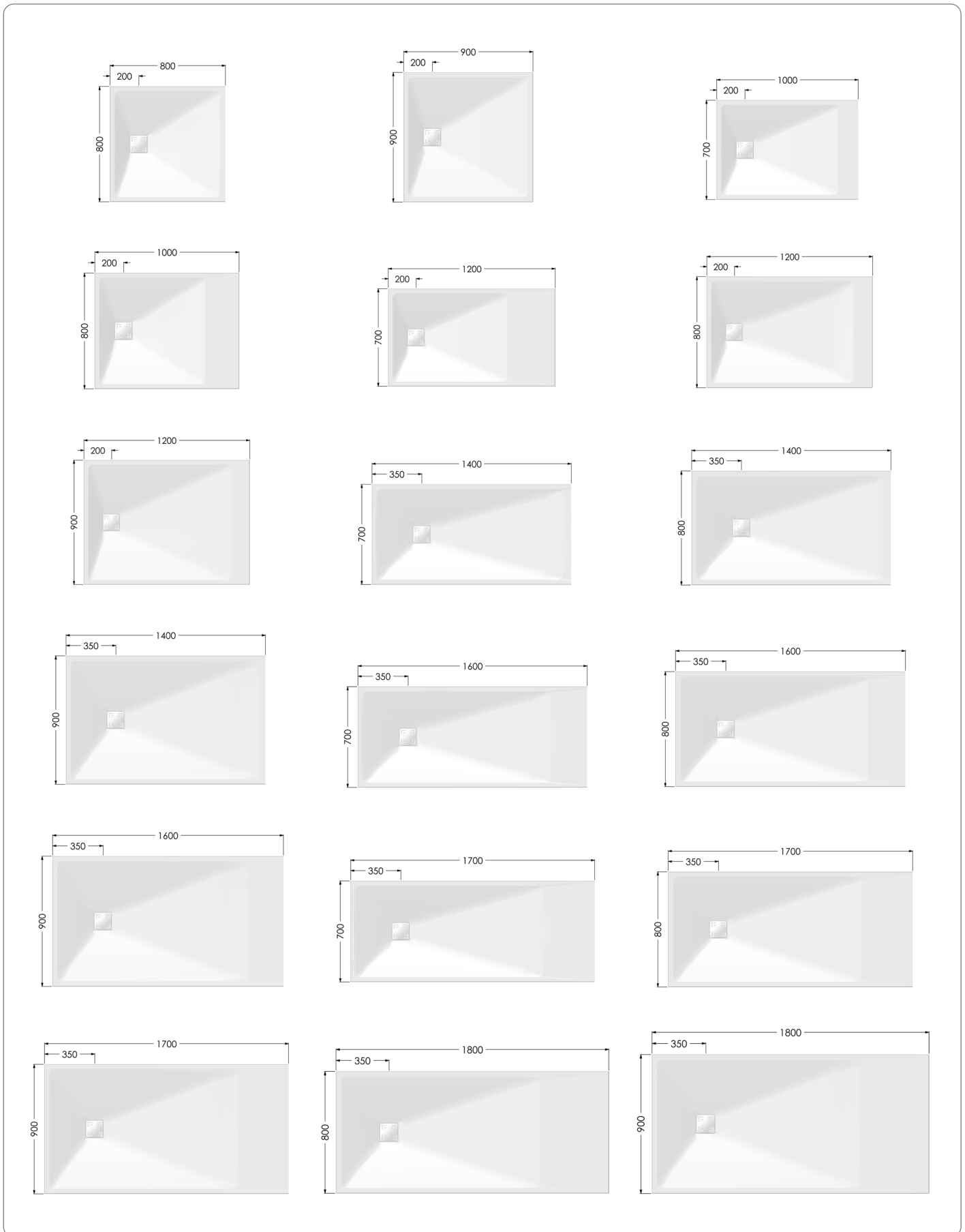
GW90 Onyx Waste	25694
PW90 22mm Pumped Waste	25695
DW90 Waste for Onyx Tray	25696

Optional Extras:

Pipe Adapter Kit	16-006-058
Onyx Exclusif Waste Cover - Chrome Plated Zinc Die-Cast	21-016-207
Onyx Exclusif Alcove Ramp (1200mm Ramp and 5 Screw Caps)	12844
Onyx Exclusif Ramp Corner (Quadrant Ramp and Screw Cap)	12843

Spares:

Onyx Exclusif Waste Cover - White	21-016-205
Onyx Exclusif Waste Cover - Black	21-016-206
Spare Dry Waste Non Return Valve	16-006-037



Product Overview

The DW90 Dry Waste has been designed for use with Onyx Shower Tray range which can support a high flow rate of up to 30 lpm, while remaining a low-depth waste which is concealed beneath the shallow tray. A pipe adaptor kit is also available separately if this is required.

Features & Benefits

- + Compact (90mm) design, compatible with the Onyx Shower Tray range
- + Shallow 54mm depth is useful for installation upon solid floors
- + Non-return valve prevents bad odour backflow
- + Meets performance requirements of BS EN 274 Part 2:2002
- + Trap will not dry out with sporadic use
- + Top access for easy cleaning
- + High flow rate (up to 30 lpm) for safe, efficient drainage

Product Codes

Must be ordered with the Onyx Shower Tray range

DW90 Waste for Onyx Shower Trays	25696
----------------------------------	-------

Optional Extras

Pipe Adaptor Kit	16-006-058
------------------	------------

Spare Dry Waste Non Return Valve	16-006-037
----------------------------------	------------



Warranty & Approvals

