

Product Overview


Minimalistic, contemporary grab rails, designed in-house by AKW, reflecting the latest trends in industrial design.

Features:

- + Clean, modern design
- + Invisible fixing points
- + No gaps for easier cleaning
- + Tube is constructed from polished stainless steel

Benefits:

- + Maximum load: 150kg / 23.6 stone
- + Flexible install with 6 fixing points options (minimum of 4 should be used – 2 per bracket)
- + Flexible design: product can be installed with or without end tubes according to the customers preference
- + 4 colour options
- + Stainless steel construction improves longevity and strength
- + Lifetime warranty



Guarantees & Certifications



Product Codes

	300mm	450mm	600mm
Onyx Black & Chrome Straight Grab Rail	11800-UK	11801-UK	11802-UK
Onyx White & Chrome Straight Grab Rail	11811-UK	11812-UK	11813-UK
Onyx Chrome Straight Grab Rail	11822-UK	11823-UK	11824-UK
Onyx Black Straight Grab Rail	11831-UK	11832-UK	11833-UK

Product Compatibility

This is part of the Onyx range which offers a synergy of finishes, making this product aesthetically fit with the other products in the range.

The lifetime warranty excludes normal wear and tear in general domestic applications. It applies only to products being installed for the first time and according to relevant local and national regulations.

Product Specification

- + **Diameter:** 32mm
- + **Grip clearance:** 45mm
- + The white components (wall bracket covers) have a matt finish (RAL 9003); the black components (black tubes and black wall brackets) have a matt finish (RAL7021)
- + **Construction Materials:**
 - Die-cast zinc alloy (fixing plate and covers).
 - Stainless steel, polished (tube)
 - Nylon glass reinforced (decorative elements)

Related Product Codes

Wastes – Must be ordered with the Onyx Tray

GW90 Onyx Waste	25494
PW90 22mm Pumped Waste	25495
DW90 Waste for Onyx Tray	25496

Shower Seats

Onyx Fold-up Shower Seat – White	02801WH-LS
Onyx Fold-up Shower Seat – Black	02801BK-LS
Onyx White Seat with Adjustable Leg	02810WH-LS
Onyx Black Seat with Adjustable Leg	02810BK-LS
Onyx Compact Fold-up Shower Seat White	02802WH-LS
Onyx Compact Fold-up Shower Seat Black	02802BK-LS

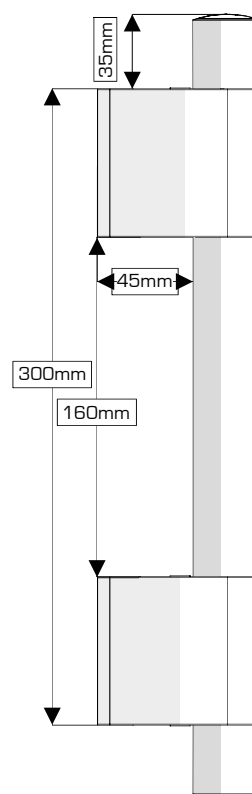
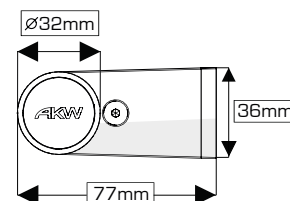
Ergonomic Wash Basin

Ergonomic Wash Basin with Hand Grip Supports 600x490x140mm	11870-LS
---	----------

Optional extras

Pipe Adapter Kit	16-006-058
Spare Dry Waste Non Return Valve	16-006-037

Dimensions



Related Product Codes

Onyx Shower Trays

Tray dimensions	White Tray only	Black Tray Only	Grey Tray only
800 x 800	11886	11890	11892
900 x 900	11887	11891	11893
1000 x 700	11888	n/a	n/a
1000 x 800	11851	11852	11875
1200 x 700	11889	n/a	n/a
1200 x 800	11853	11854	11876
1200 x 900	11855	11856	11877
1400 x 800	11871	11872	11878
1400 x 900	11873	11874	11879
1600 x 800	11857	11858	11880
1600 x 900	11859	11860	11881
1700 x 800	11861	11862	11882
1700 x 900	11863	11864	11883
1800 x 800	11865	11866	11884
1800 x 900	11867	11868	11885