

AQUALISA



A GREAT DAY STARTS
WITH A GREAT SHOWER

Say Hello to Aqualisa smart mixer showers

At Aqualisa, we believe a great day starts with a great shower. We have been at the forefront of showering technology for 40 years. In 2001 we invented the first digital shower, offering precise control, consistent temperatures and a range of user friendly features to make showering more enjoyable. We have since renamed our digital showers 'smart' to reflect more accurately the unique functionality and intelligence behind this pioneering technology.

In 2017 we introduced Q™, our latest smart mixer shower innovation. Made to Aqualisa's highest standards of quality design and engineering, Q™ is packed full of features, intuitive and easy to use. We believe it is the world's smartest and most personal shower yet.

To discover more, go to pages 18-21.

..... contents

WELCOME

ABOUT AQUALISA	5
----------------	---

INTRODUCTION

LET'S GET STARTED	6
YOUR WATER SYSTEM	9
WAKE UP TO YOUR PERFECT SHOWER	10
WHICH SHOWER IS RIGHT FOR YOU?	12

SMART SHOWERS

WHAT YOU NEED TO KNOW	16
PRODUCT RANGES	18
TECHNICAL INFORMATION	36
FEATURES AND PRICES	38

MIXER SHOWERS

WHAT YOU NEED TO KNOW	48
PRODUCT RANGES	50
TECHNICAL INFORMATION	72
FEATURES AND PRICES	74

ELECTRIC SHOWERS

WHAT YOU NEED TO KNOW	96
PRODUCT RANGES	98
TECHNICAL INFORMATION	102
FEATURES AND PRICES	104

USEFUL INFORMATION

SMART TECHNOLOGY EXPLAINED	110
ECOLOGICAL FEATURES	112
RETROFITTING	114
CUSTOMER CARE	116
GUARANTEE	117

For more information please visit us online at:

www.aqualisa.co.uk

Contact us on:

enquiries@aqualisa.co.uk

Phone us on:

01959 560 010





*'For over forty
years, Aqualisa has
SPECIALISED
in solutions that make
showering an
EVERYDAY
PLEASURE.'*

Beverley, Norfolk

AQUALISA

..... welcome

Aqualisa the brand

Aqualisa is a British company that stands for quality, innovation, service and a sensational showering experience. A name to trust. For over 40 years we have been at the forefront of cutting edge shower design. In 1977 our revolutionary thermostatic shower valve built a reputation for innovation and changed the British bathroom forever. We have since pioneered smart mixer showers as well as continuing to develop thermostatic shower technology. Today, for householders and installers alike, Aqualisa delivers superb performance and customer back-up that is second-to-none.

Obsessed with showers

Before 1977 British plumbing and showers were notoriously unreliable. Our founder was determined to change this and his revolutionary use of bi-metallic technology in showers brought bathrooms into the 20th century. In 2001, Aqualisa brought showers into the 'smart age' with another ground-breaking technology – the smart shower. Smart showers have since led the way in showering, providing reliable performance, unrivalled control, ease of use and exciting new personalisation features allowing you to enjoy a unique tailored showering experience.



Sir Winston Churchill on 'The Green' in Westerham, Kent.

Smart innovation

In 2017 we launched our latest smart shower, Q™ Smart. Based on our precision smart technology, it also features customisable colour options, allows you to create personal shower experiences and has a unique water saving proximity sensor, so you can create your perfect shower, and save water too!

Our philosophy

Aqualisa is based in Westerham, Kent. We are proud to be using British design and manufacturing skills. Our philosophy has always been the same: to use innovative technology to improve your shower experience.

DID YOU KNOW?

AQUALISA REVOLUTIONISED THE THERMOSTATIC VALVE

In 1977, our founder's invention of the bi-metallic thermostatic mixer valve changed the face of showering. Straightforward to install, it reacts to water flow and temperature changes instantaneously. Helping make showering an everyday pleasure for millions of people.



You can contact us on: 01959 560 010
Visit our website at: www.aqualisa.co.uk

..... *let's get started*



FIRST THINGS FIRST

Which shower should I choose?

Regardless of the size of your bathroom, whether you live alone or have a big family, Aqualisa has a shower for you. We're experts in smart, mixer and electric shower technology. But which should you choose? We're more than happy to advise, but first it helps to answer a few simple questions... You can find lots of information on our website www.aqualisa.co.uk or call us on 01959 560 010.

WHAT FEATURES DO YOU WANT?

From simple electrics to our innovative, intuitive smart showers, we have a shower for every home and every budget.



HOW BIG IS YOUR BATHROOM?

Not all bathrooms are the same. Some are huge, some are compact. Most of our showers will fit any size bathroom or en-suite, and any style of enclosure from luxurious wet rooms and walk-throughs to space-saving solutions. We also offer bath shower mixers for bathrooms where an over-bath shower is the best option.

TRADITIONAL OR CONTEMPORARY?

Functionality is important but so are aesthetics. That's why our designers spend so much time making sure our showers look the part. Our electric showers Aqualisa Lumi™ are super modern but we also offer more traditional designs such as Aquatique™ Thermo.

WHAT'S YOUR BUDGET?

Some people are seeking a single shower for the main bathroom, others their dream shower. Perhaps you are installing second or third showers that won't be used every day, updating a second home or refurbishing a buy-to-let property. We have showers to suit every price range, but ease of installation is crucial too. Designs such as our Quartz™ Electric showers are particularly popular with installers because they are straightforward to install.



The Aqualisa range in a nutshell

So far we've asked lots of questions, which only you can answer. But once you've answered them, your choice of Aqualisa shower will be easier. Before you choose, let us explain what you'll find in the following pages. We offer three shower 'systems' or types of shower, and each has its own section.



SMART MIXER SHOWERS

Smart showers incorporate advanced technology so everyone can select a preferred temperature, and even start the shower from a remote control. Also, because the valve and controls are separate and can be sited apart they offer greater flexibility for installation. **See page 14**



MIXER SHOWERS

Aqualisa's thermostatic mixer showers are ultra reliable, superb value and very simple to use. Simply select your temperature, turn the lever and step in. No manual blending of hot and cold water; the shower does it all for you, and maintains the temperature throughout. **See page 46**



ELECTRIC SHOWERS

Electric showers heat cold water to the right temperature, instantly, ideal if you have limited supplies of hot water; for example, large family households relying on a single immersion heater. You never have to worry about using up the hot water again. **See page 94**



CONCEALED OR EXPOSED?

A concealed shower looks clean and sleek because the plumbing which delivers water to the mixing valve or shower head is hidden behind the wall. Exposed showers look just as stylish but the valve that blends the water and pipes that deliver it can be placed on the wall – making exposed showers really quick and easy to fit.



LOOKING FOR AN INVIGORATING POWER SHOWER?

A power shower will fit the bill. True power showers have an integral pump, like our Aquastream™ Thermo or any pumped smart shower – all of these suit gravity water systems. However, if you have a high pressure water system and you want 'power-shower' performance, you can choose any other Aqualisa mixer or smart shower that has been designed specifically to work on high pressure water systems.



..... *let's get started*



HARMONY™ HEADS

A brilliant combination of style, functionality and performance – the Harmony™ shower head is unique to Aqualisa. It comes as standard with all Quartz™ and Visage™ smart models, Midas™ 100 and 110, Dream™, Aspire™ DL, Siren™ SL, Colt™ and Aquestream™. User-friendly features include; impressive spray patterns, easy clean nozzles and an ingenious anti-twist mechanism that helps extend the life of your shower hose. They also have an 'eco' spray setting that reduces water consumption by up to 25% – without compromising your showering experience.



MAKING LIFE EASIER

We design for everyone, irrespective of age, mobility and special requirements. Our smart showers with either LED or colour screen displays let you know that water has reached temperature, tactile controls are easier to use, remote control means less effort to fill baths and instant smart dual outlets are ideal for all the family and the less able.



SAVING WATER, DROP BY DROP



We all have a responsibility to conserve resources. As a shower manufacturer we are particularly concerned with saving precious water resources. Technological advances mean we can do that whilst ensuring you still have a great shower experience. We've developed smart valves with an 'eco' mode capable of reducing water flow by up to 33%. Our new Q™ smart shower features unique smart proximity sensor so the water flow automatically reduces when you step away to shampoo your

hair or shave your legs! Harmony™ shower heads have an 'eco' spray setting that reduces water consumption by up to 25% and the eco-stop button on the Midas™ range limits flow by up to 50%.



HIGH QUALITY GUARANTEED

All our showers and accessories are engineered to the highest standards. They're also built to last. That's why we guarantee our products for up to 5 years. Find out more online and make sure you register your purchase to activate the guarantee.

For information on guarantees go to page 129 or visit aqualisa.co.uk/guarantee

DID YOU KNOW?

**EACH
THERMACOIL™
IN AQUALISA'S
THERMO RANGE IS
WOUND BY HAND**

This means we can be confident that the quality and precision of the temperature and flow of our Thermo showers is as reliable as possible.

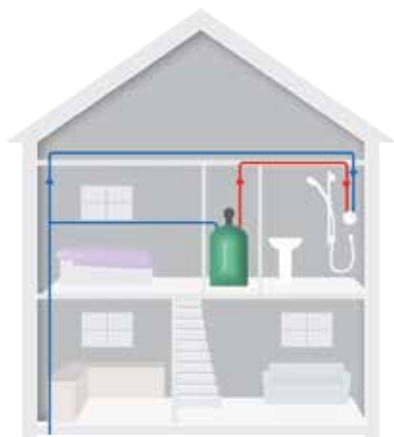
WHERE TO BUY?

To find your nearest Aqualisa retailer visit our website and use our clever 'Where to buy' tool to find the stockist closest to where you live. Our retailers try to display as many Aqualisa showers as possible but it's always worth phoning them in advance if you want to view a specific model.

For help, call us on **01959 560 010** between 8.30am – 5.00pm, or alternatively send an email to **enquiries@aqualisa.co.uk** And don't forget you can always visit **aqualisa.co.uk/where-to-buy**

Which water system do you have?

There are three main types of water system found in British homes; high pressure, gravity and combi. The type of shower you can install will be determined by the water system so it's important to know which one is in your home. You may even need a pump to boost water flow. If in doubt, you should ask your plumber.



HIGH PRESSURE SYSTEM

This kind of system is often fitted in newer or refurbished properties. Water is provided via a high pressure hot water cylinder, which will often be located in an airing cupboard. An expansion tank is usually visible on top of the cylinder.

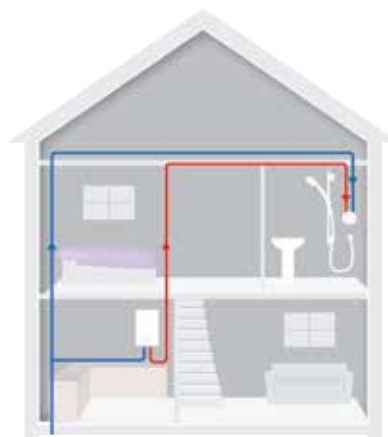
Booster pumps should not be used with this water system.



GRAVITY SYSTEM

Gravity systems are most common in the UK. They tend to be found in older properties. There is normally a cold water tank in the loft and a hot cylinder in the airing cupboard. The greater the vertical distance between the tank and the shower head, the better the performance.

To boost flow, you can fit a pump with this water system.



COMBI SYSTEM

A combination boiler – often referred to as a ‘combi’ – is usually located in the kitchen and fires up the moment you turn on a hot tap.

Booster pumps should not be used with this water system.

SHOWER PUMPS

If you have a gravity water system – you might need to add extra power to your shower. Designed and made exclusively for Aqualisa by pump experts Stuart Turner – the Mach range of pumps are ideal for use with mixer showers on gravity water systems and will deliver a truly sensational showering experience when teamed with an Aqualisa High Pressure/Combi smart valve.



Mach 120

Will give your shower a moderate boost – this will deliver what you need every time you start showering.



Mach 250

Will give a medium boost and is suitable for use with two shower heads or a single shower head with bodyjets.



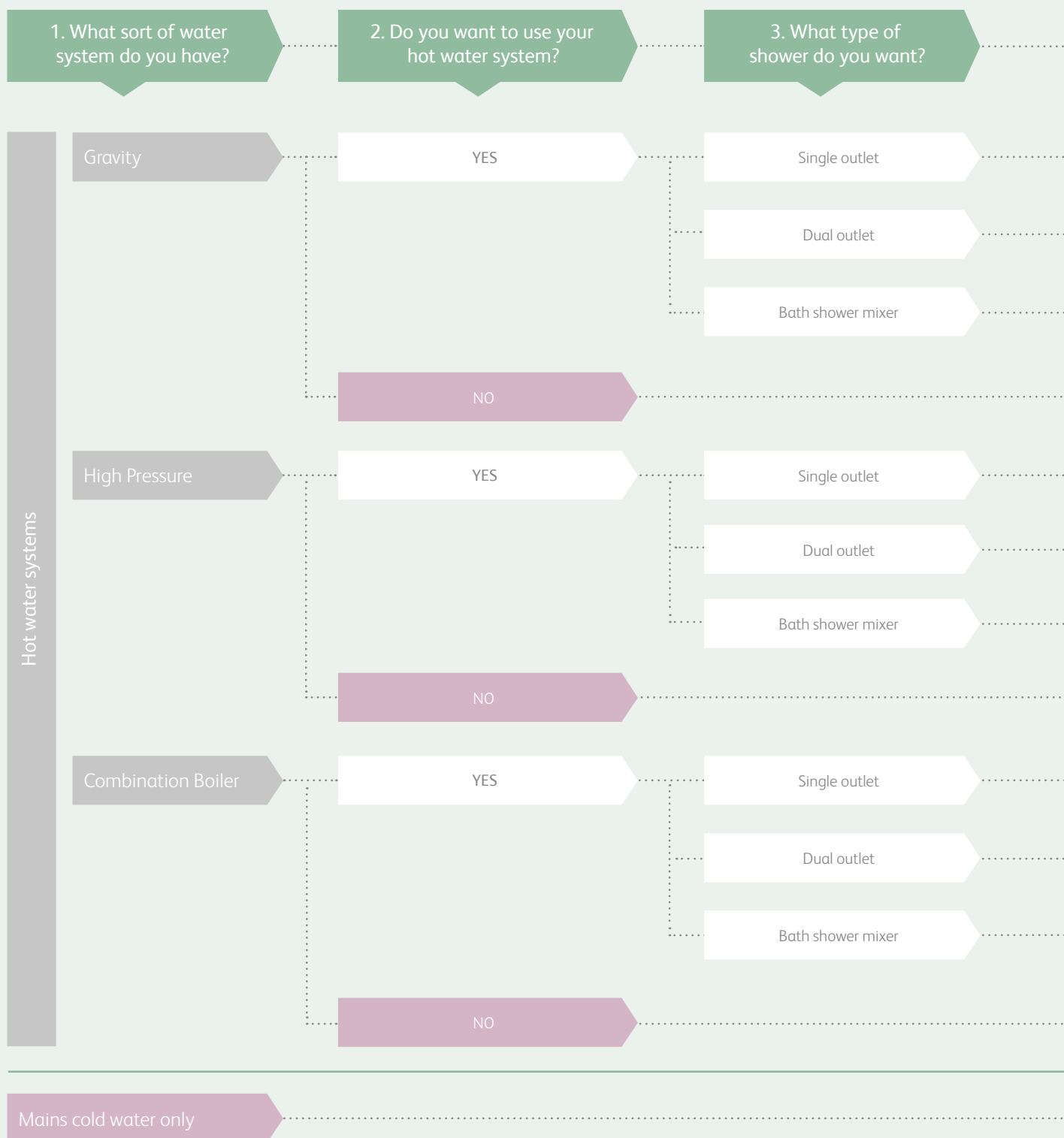
Mach 340

Will deliver serious ‘oomph’. This will be perfect to use with two shower heads and two bodyjets. Or a single shower head and four bodyjets – the ultimate in pump power!



Our pumps are suitable for use with Gravity water systems only.

Sensational showers simplified. A guide.

This simple guide will help you choose your new shower or bath fill. First, identify your water system using the diagrams and descriptions on page 9. Then, follow the chart on the right to choose the shower or bath fill that is suitable. For further help, call us on 01959 560 010.





4. Solutions available

ANY MIXER single outlet shower marked: LP  or ALL 
ANY MIXER single shower outlet with a separate booster pump
ANY SMART single outlet shower (Gravity Pumped variants)
MIDAS™ 100(BAR), MIDAS™ 110(S), MIDAS™ 220(S)
Q™ (Gravity Pumped variants)

MIDAS™ 110(SC), MIDAS™ 220(SC), requires a separate booster pump
ANY SMART DUAL OUTLET shower (Gravity Pumped variants)
ANY DUAL OUTLET MIXER shower requires a separate booster pump
Q™ (Gravity Pumped variants)

AQUAMIXA™ THERMO (Gravity/High Pressure variant)
MIDAS™ 100(BSM), MIDAS™ 110(BSM), MIDAS™ 220(BSM), requires a separate booster pump
ANY SMART DUAL OUTLET shower with bath fill (Gravity Pumped variants)
Q™ (Gravity Pumped variants)



ANY ELECTRIC Shower (water feed to be taken from cold mains only)

ANY MIXER single outlet shower marked: HP  or ALL 
ANY SMART single outlet shower (HP/Combi variants)
Q™ (HP/Combi variants)

MIDAS™ 110(SC), 220(SC) or **ANY DUAL OUTLET MIXER** shower
ANY SMART DUAL OUTLET shower (HP/Combi variants)
Q™ (HP/Combi variants)

AQUAMIXA™ THERMO (Gravity/High Pressure variant)
MIDAS™ 100, 110, 220 (Bath shower mixer variants)
ANY SMART DUAL OUTLET shower with bath fill (HP/Combi variants)
ANY DUAL OUTLET MIXER shower
Q™ (HP/Combi variants)

ANY ELECTRIC Shower

ANY MIXER single outlet shower marked: HP  or ALL 
ANY SMART single outlet shower (HP/Combi variants)
Q™ (HP/Combi variants)

MIDAS™ 110(SC), 220(SC) or **ANY DUAL OUTLET MIXER** shower
ANY SMART DUAL OUTLET shower (HP/Combi variants)
Q™ (HP/Combi variants)

AQUAMIXA™ THERMO (Combi variant)
MIDAS™ 100, 110, 220 (Bath shower mixer variants)
ANY SMART DUAL OUTLET shower with bath fill (HP/Combi variants)
ANY DUAL OUTLET MIXER shower
Q™ (HP/Combi variants)

ANY ELECTRIC Shower

ANY ELECTRIC Shower

..... which shower is right for you?

Smart Mixer Showers



PAGE
14

Invented and launched by Aqualisa, smart showers provide ease of use, perfect temperature and with new Q™, customisable looks and functionality. A truly personal showering experience.

Mixer Showers



PAGE
46

Thermostatic mixer showers are reliable and deliver a constant flow of water at a consistent temperature. Aqualisa mixers still set the standard, whether with our original Thermacoil™ valves, bar valve ranges or the latest Dream™ DCV range.

SMART SHOWERS:

Technical information,
features and prices

PAGE 36 - 45



MIXER SHOWERS:

Technical information,
features and prices

PAGE 72 - 93



..... which shower is right for you?

Electric Showers



PAGE
94

Simple and economical, electric showers heat water for your shower as and when it's required – there's no demand on stored hot water you might need elsewhere – and can be installed in hours. Ideal for additional shower rooms.

Useful Information



PAGE
108

Our final section is of interest to professional tradespeople and property owners alike. Find out what makes our smart showers special, the eco-friendly features we have developed, the ease of retrofitting Aqualisa showers and our Lifetime Care service promise.

ELECTRIC SHOWERS:

Technical information,
features and prices

PAGE 102 - 107



USEFUL INFORMATION:

Customer care
and guarantee

PAGE 116 - 117



..... be inspired

Smart Mixer Showers



Q™ smart	18
Quartz™ smart dual outlet	22
Quartz™ smart Shower	26
Quartz™ smart Bath	28
Visage™ smart dual outlet	30
Visage™ smart dual outlet with bath fill	32
Visage™ smart Shower	34

Technical Information	36-37
Features and prices	38-45

*'Starting MY shower
with the REMOTE
control – HEAVEN!'*

Amelia, Cumbria



Smart Mixer Showers – what you need to know

Aqualisa invented and pioneered ground-breaking smart mixer showers (or smart showers) in 2001. Since then we have been constantly refining and perfecting the technology so our products continue to lead the field. In 2017 we launched Q™ Smart, our smartest and most personal shower yet, offering a truly unique showering experience.



WHY CHOOSE A SMART SHOWER?

Smart showers have all the features of conventional thermostatic mixer showers, but with additional smart benefits. They also include safety features such as an automatic shut-off function to guarantee you and your family will be safe should your hot or cold water supplies unexpectedly fail. There is also reassurance of a pre-selected maximum temperature.

Plus, what makes them really smart is the vast array of user-friendly features which enhance you and your family's showering experience, including easy to use controls, remote activation and intuitive personalisation options with our new Q™ smart shower.

SAVE WATER AS YOU SHOWER

If you're eco conscious, then smart is the choice for you. The intelligent smart valve, which powers our smart showers, can be set to 'eco' mode capable of reducing water by up to 33%, plus with our new Q™ smart shower we have introduced our ground breaking proximity sensor feature which reduces water flow when you step away to shampoo or condition your hair, or shave your legs.

INTUITIVE DISPLAYS AND REMOTE ACTIVATION

With smart showers you don't have to reach in to test the temperature - they visually let you know when your perfect temperature has been reached with an LED indicator that flashes. Plus with an optional remote control, you can even turn on your shower from outside the enclosure.





Are smart showers suitable for my bathroom?

Smart technology works in all bathrooms, small or large, for all people. It's great for families because precise temperature control means your shower will be temperature perfect, every time.

You can choose adjustable heads with multiple spray patterns or drencher heads offering you a spa-like experience. We even have smart bath fills, making life easier if you have children who bathe every night. So whether you're upgrading or starting from scratch you really can't go wrong.



LOVED BY INSTALLERS

There is an additional, innovative benefit that has an impact on installation – the water blending valve and control are separate. And since the smart valve is no larger than a shoe box it can be located in the loft, airing cupboard or even under a bath, making it easy to install and access for maintenance. Less pipework and no valve to bury means smart showers can be installed quickly and easily with minimum disruption.



David Beattie, Aqualisa product trainer

Q™ Smart

Smart shower with single or dual outlets

We are proud of Q™, our next generation smart mixer shower that's set to revolutionise the way we shower. Based on Aqualisa's precision smart technology ensuring superb performance and packed full of features, this is our smartest and most personal shower yet.

Crafted with high quality materials, Q™ was designed with individuality and style in mind. Whether you prefer to make a style statement, unwind after a work out or do your bit for the environment, Q™ is designed to fit around you.



INTUITIVE DESIGN

Intuitive and easy to use, you're in complete control with Q™. Its unique proximity sensor will greet you with a friendly 'Hello' displayed on the screen. A single Q™ lever, controlled by magnets, will effortlessly glide when you move it up and down to adjust the flow, or navigate the menu. Turn the temperature bezel clockwise and anti-clockwise to select your temperature and you will see the precise temperature being displayed on the screen as you move it.

- Unique proximity sensor that reduces water flow when stepping away from the shower
- Touch on/off switch
- Single control lever
- Optional wireless remote control
- Pre-set and personalised shower experiences
- Customisable colour options
- TFT colour display screen

YOUR PERSONALISED SHOWERING EXPERIENCE

At the heart of Q™ lies My Q™, which gives you the ability to choose from a range of pre-set experiences that we have created for you like 'Eco', 'Sport' and 'Family' as well as the option to create and save your own showering experiences with your unique combinations of temperature, outlet, flow and duration, so that you can repeat that perfect shower every time, even the last one you had.





SAVE WATER AS YOU SHOWER

Eco conscious? If you are eco conscious like we are, you will be able to save water as you shower with Q™'s unique proximity sensor technology. Water flow is automatically reduced when you step away from its proximity sensor to shampoo your hair or shave your legs. When you move back in front of the sensor, it will resume its original flow.



Q™ Smart with adjustable and fixed wall head with Sunrise Orange accent. See page 38



For full range, features and prices [See page 36](#)

Q™ Smart

Smart shower with single or dual outlets

COLOUR YOUR WORLD

We have created a range of five different colour accents to choose from to suit your style and decor, from Sunrise Orange to Lagoon Blue. Your choice will include a matching colour accent for both the bezel and the shower handset.



EFFICIENT SHOWERING PERFORMANCE

Powered by the new and improved Quartz™ smart valve, Q™ will deliver you precision shower performance and temperature every time. From the moment you walk in the shower to the minute you step out.



BESPOKE SHOWERING

Premium to the last detail, Q™ comes with a customisable handset and drencher head to maximise the showering experience. The new Vita™ handset gives a wonderful showering experience with 3 different shower modes available in a simple click. The 250mm drencher head will deliver you a fuller, spa-like experience.





Q™ Smart dual outlet concealed with adjustable and wall fixed drencher heads with Lagoon Blue accent and remote control. See page 39

REMOTE CONTROL

Experience the ultimate convenience of a Q™ wireless remote control, allowing you to turn the shower on from outside the enclosure, or even from your bedside table. The remote control can be mounted up to 10 metres away from the shower and can be recharged via USB.




SINGLE AND DUAL OUTLET

Whether you're after a multi-tasking dual outlet shower with bath fill option for your family bathroom or your own bathroom with the Q™ drencher head, there's a Q™ shower system to suit. Plus, choose an exposed system and make installation hassle free.

Quartz™ smart dual outlet

Smart shower with adjustable and drencher heads and bath fill

Quartz™ smart dual outlet is intuitive and easy to use, boasting one touch control, illuminated 'shower ready' LEDs showing when it's time to step in. Plus, you can choose a remote control so you don't get wet when starting, stopping or diverting your shower. To top it all, a stunning drencher and adjustable shower head combination give 'power shower' performance at the touch of a button.



Quartz™ smart dual outlet concealed with adjustable head, bath fill and remote control. See page 41

- Precise, temperature perfect, thermostatic showering
- Easy to use push button start/stop and divert control
- Intuitive LED display shows the chosen temperature has been reached
- The convenience of a remote control
- Set to 'eco' mode and save up to 33 % water
- A range of useful accessories such as retrofit wallplate, corner fixing brackets and rail extension will make retrofitting a Quartz™ smart shower simple
- Suits all approved UK domestic water systems



For full range, features and prices [See page 36](#)



The easy to use push button controls – just step in when the LED display stops flashing



Add a remote control and you can start, stop or divert your shower from outside the shower area



No need to
get splashed
when you
use a remote
control.

Quartz™ smart dual outlet concealed with adjustable and wall
fixed drencher heads and remote control. See page 41



■ Corner fixing bracket.

Stop waiting for the shower to warm up with the Quartz™ smart remote control.

Quartz™ smart dual outlet

Smart shower with adjustable and drencher heads and bath fill

Switch instantly between drencher and adjustable head with smart control. Plus, exposed smart showers can be fitted with minimal disruption to existing décor. And with corner fixing brackets, there's more room for showering.

- One touch start/stop control with 'shower ready' display
- Illuminated controls show when the shower temperature has been reached
- 'Eco mode' reduces water usage by up to 33 %
- Team adjustable shower head with 250mm drencher or bath fill for family flexibility
- Suits all approved UK domestic water systems



SMART PRECISION

You can be sure of safe and reliable temperatures every time you shower. Hot and cold water are blended with smart precision in the smart valve which is located up to 10 metres away from the showering area – in the loft, the airing cupboard or under the bath.



The generous 250mm drencher head gives an indulgent deluge showering experience



Quartz™ smart exposed shower corner fixing brackets ensure the shower head and control are neatly tucked away



For full range, features and prices **See page 36**

Quartz™ smart Shower

Smart shower with adjustable or drencher head

For an uncluttered look, choose a single outlet concealed or exposed Quartz™ smart shower. Start or stop the shower with the touch of a button and walk in when the display stops flashing. For extra 'oomph' press the boost button.



- Precise, temperature perfect, thermostatic showering
- Easy to use push button start/stop control
- Intuitive LED display shows when the chosen temperature has been reached
- Boost button for a powerful showering performance
- Treat yourself to the convenience of a remote control
- Set 'eco' mode on installation and reduce water usage by up to 33 %
- A range of useful accessories such as retrofit wallplate, corner fixing brackets and extension rail make retrofitting a Quartz™ smart shower simple
- Suits all approved UK domestic water systems



The generous 105mm Harmony™ shower head features 4 spray patterns including an 'eco' setting which can produce up to 25 % of water savings without compromising your showering experience

Choose either a concealed or an exposed shower to suit your bathroom design and budget



For full range, features and prices **See page 36**



A smart remote control can be fitted at any height and up to 10 metres from your shower.



No more fiddling with taps or trying to get the right blend of hot and cold. All it takes is one touch to start or stop the flow. Easy.



*'Our smart BATH FILL is
AMAZING, all I have to do
is put in the plug, press the
button and RELAX!'*

Yvette, Bromley

Quartz™ smart bath

Bath control with bath fill

Luxury at your fingertips. To take an indulgent bath, just put in the plug, press the button and Quartz™ smart bath will deliver beautifully blended, family safe water for a perfect bath. Added bonus? No taps for an uncluttered bathing area.



Unlike conventional bath taps, the controller can be placed in any convenient location and is 'cool to touch'

- One touch, 'cool to touch' controls – no more fiddling with taps
- Intuitive illuminated controls show when the water is the right temperature
- Stylish and unobtrusive bath fill
- No cold baths – if hot water runs out the bath will just stop filling
- For a touch of added convenience, team your smart bath fill with a remote control

This stylish chrome finish filler also acts as an overflow



For full range, features and prices **See page 36**

Visage™ smart dual outlet

Smart shower with adjustable and drencher heads

Beautifully styled in sleek, polished chrome, Visage™ smart has flexible configurations, a long rail and simple one touch controls making it the perfect choice for busy family bathrooms.



Simple one touch control with intuitive 'shower ready' LED



- Simple to use, one push to start or stop and, push and hold to divert between outlets
- LED display on the control shows that water has reached temperature
- Comes as both dual and single outlet showers
- Choose a remote control and you can start the shower from elsewhere in the bathroom



ECO-FRIENDLY

Great looking and family friendly, Visage™ smart has an 'eco' mode which will save water by 33%. For additional savings click the 'eco' setting on the Harmony™ shower head and make an additional 25% water saving without compromising performance.



For full range, features and prices **See page 36**



Push and hold to divert water instantly between the drencher and the adjustable shower head.



Controlling
both the
shower and
bath.

Visage™ smart dual outlet

Smart shower with adjustable head and bath fill



- Great looking shower with contemporary styling
- Easy to use controls – one touch to start or stop and push and hold to divert between outlets
- 'Cool to touch' controller
- Use the remote control so you can start showering or running the bath from elsewhere in the bathroom
- Suits all approved UK domestic water systems



Features the 90mm Harmony™ shower head, with 4 spray patterns including an 'eco' water setting.



Contemporary looking, slimline bath fill and no fiddly taps to adjust when running a bath, makes bath time a treat



You can be sure of safe and reliable temperatures every time you shower or bathe with Visage™ smart dual outlet



For full range, features and prices **See page 36**

Visage™ smart Shower

Smart shower with adjustable or drencher head

Keep it simple with Visage™ smart shower – fast and fuss free to fit with minimalist looks and polished chrome finish, Visage™ smart will enhance any bathroom scheme.



Features the 90mm Harmony™ shower head, with 4 spray patterns including an 'eco' water setting.



Choose a remote control and you can start or stop the shower before you step in – a cold splash of water when you start the shower will be a thing of the past

- One touch controls make Visage™ smart easy to use for all the family
- Flashing to steady LEDs show that water has reached temperature and it's time to step in
- Choose an exposed shower and upgrade your bathroom with minimal disruption
- Set 'eco' mode on installation and save up to 33 % water
- Comes with a 90mm Harmony™ shower head with 'eco' spray setting for additional 25 % water savings
- Alternative choices include a concealed adjustable or luxurious drencher head
- Suits all approved UK domestic water systems



For full range, features and prices [See page 36](#)



Opt for a remote control with Visage™ smart for a simply sensational showering experience.



Exposed showers are easy to install and avoid disrupting existing décor.



TECHNICAL INFORMATION

SMART SHOWERS

QUARTZ™ SMART

VISAGE™ SMART

	DUAL OUTLET	SINGLE OUTLET	DUAL OUTLET	SINGLE OUTLET
Recommended retail price from (exc VAT)	£849.17	£699.17	£620.00	£473.33
Configurations available				
Concealed valve (for less cluttered bathroom)	•	•	•	•
Exposed valve (ideal for easy installation)	•	•	•	•
Bath shower combination	•		•	
Divert to more than one outlet	•		•	
Controller features				
Flow control	Single	Single/Boost	Single	Single
One touch start/stop	•	•	•	•
Easy to use dual outlet button	•		•	
Smooth glide temperature control or lever	•	•	•	•
'Cool to touch' controls	•	•	•	•
Illuminated LED display	•	•	•	•
Full colour screen control menu				
Proximity sensor				
Controller finish	Chrome plated	Chrome plated	Chrome plated	Chrome plated
Remote control (optional accessory)				
Remote control	Wired	Wired	Wired	Wired
Shower heads, hoses and rails and accessories				
Adjustable head size (diameter)	105mm	105mm	90mm	90mm
Number of sprays on handsets	4	4	4	4
Drencher head (diameter)	250mm	250mm	200mm	200mm
Long adjustable shower rail (concealed only)	865mm	865mm	815mm	815mm
Hose style	Ribbed chrome	Ribbed chrome	Ribbed chrome	Ribbed chrome
Retrofit wall plate	•	•		
Corner fixing brackets for exposed showers	•	•		
Rail extension kit for exposed showers	•	•	•	•
Eco features				
Water saving spray patterns (adjustable head only)	•	•	•	•
Eco-setting in processor	•	•	•	•
Eco mode in control menu				
Proximity sensor				



All our shower heads, kits and accessories have a 2 year guarantee



All our controllers and smart vales have a 5 year guarantee

QTM SMART

	DUAL OUTLET	SINGLE OUTLET
	£975.00	£783.33
	•	•
	•	•
	•	
	•	
	Variable	Variable
	•	•
	•	
	•	•
	•	•
	•	•
	•	•
	Glass front plus colour accent	Glass front plus colour accent
	Wireless	Wireless
	130mm	130mm
	3	3
	250mm	250mm
	865mm	865mm
	Ribbed chrome	Ribbed chrome
	•	•
	•	•
	•	•
	•	•



DID YOU KNOW?


WE'VE WON A
QUEEN'S AWARD
FOR INNOVATION

Our work to develop the first smart shower, and commitment to the technology, has earned us one of the UK's most prestigious business awards.



FEATURES AND PRICES

Q™ Smart



KEY FEATURES

- 1 Easy clean nozzles
- 2 Colour accent ring
- 3 Easy click spray selector
- 4 Quick release anti-twist hose connector
- 5 Pinch grip slider
- 6 Adjustable rail fitting
- 7 Gel hanger
- 8 Chrome plated metal hose – length 1.5m

Shower heads

250mm wall fixed drencher head and 130mm handset



130mm Aqualisa Vita™ adjustable handset spray patterns



KEY FEATURES

- 1 On/off touch switch
- 2 Proximity sensor
- 3 Temperature bezel
- 4 Q™ Lever
- 5 Colour Display
- 6 Colour Accent

Q™ SMART EXPOSED



Q™ smart exposed rail extension (550mm)

For higher than normal ceilings when fitting Q™ smart exposed systems
910596
+ £29.16 £34.99 inc. VAT




WIRELESS REMOTE CONTROL

Q™ Remote control Q.RMT

+ £104.17 £125.00 inc. VAT

Five colour accents to select



Q™ bezel and handset colour accent packs

QTD.AA.01 Stardust Silver*
+ £8.33 £10.00 inc. VAT

QTD.AA.02 Polar White
+ £8.33 £10.00 inc. VAT

QTD.AA.03 Shadow Grey
+ £8.33 £10.00 inc. VAT

QTD.AA.04 Lagoon Blue
+ £8.33 £10.00 inc. VAT

QTD.AA.05 Sunrise Orange
+ £8.33 £10.00 inc. VAT

* Stardust Silver comes as standard

Product dimensions are for guidance only. Please refer to installation guides for installation requirements.



Q™ SMART



AVAILABLE IN
CHROME



Q™ concealed with adjustable head

QTC.01.AD.HP

† £783.33 £940.00 inc. VAT

Gravity Pumped

QTC.01.AD.GP

† £875.00 £1,050.00 inc. VAT



AVAILABLE IN
CHROME



Q™ concealed with fixed wall head

QTC.01.FW.HP

† £783.33 £940.00 inc. VAT

Gravity Pumped

QTC.01.FW.GP

† £875.00 £1,050.00 inc. VAT



AVAILABLE IN
CHROME



Q™ concealed with adjustable and fixed wall heads

QTC.02.FW.HP

† £987.50 £1,185.00 inc. VAT

Gravity Pumped

QTC.02.FW.GP

† £1,079.17 £1,295.00 inc. VAT



AVAILABLE IN
CHROME



Q™ concealed with adjustable and fixed ceiling heads

QTC.02.FC.HP

† £987.50 £1,185.00 inc. VAT

Gravity Pumped

QTC.02.FC.GP

† £1,079.17 £1,295.00 inc. VAT



AVAILABLE IN
CHROME



Q™ exposed with adjustable head

QTE.01.AD.HP

† £841.67 £1,010.00 inc. VAT

Gravity Pumped

QTE.01.AD.GP

† £915.83 £1,099.00 inc. VAT



AVAILABLE IN
CHROME



Q™ exposed with adjustable and fixed ceiling heads

QTE.02.FC.HP

† £1,045.00 £1,254.00 inc. VAT

Gravity Pumped

QTE.02.FC.GP

† £1,132.50 £1,359.00 inc. VAT



AVAILABLE IN
CHROME



Q™ exposed with adjustable head and bath overflow filler

QTE.02.BT.HP

† £1,083.33 £1,300.00 inc. VAT

Gravity Pumped

QTE.02.BT.GP

† £1,154.17 £1,385.00 inc. VAT

See page 40 for bath overflow filler dimensions and details



AVAILABLE IN
CHROME



Q™ concealed with adjustable head and bath overflow filler

QTC.02.BT.HP

† £975.00 £1,170.00 inc. VAT

Gravity Pumped

QTC.02.BT.GP

† £1,058.33 £1,270.00 inc. VAT

See page 40 for bath overflow filler dimensions and details

† Prices shown are recommended retail prices. VAT quoted at 20%.

Quartz™ smart



KEY FEATURES

- 1 Easy clean nozzles
- 2 Easy click spray selector
- 3 Anti-twist hose connector
- 4 Pinch grip slider
- 5 Adjustable rail fitting
- 6 Chrome gel hanger
- 7 Chrome plated metal hose – length 1.5m
- 8 Easy fit wall arm

Product measurements are for guidance only.
Please refer to installation guides for installation requirements.



DRENCHER HEAD

- 250mm wall fixed drencher head with easy fit 400mm arm



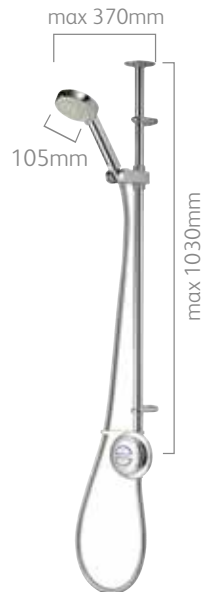
CONTROL

- Single outlet, dual outlet or bath fill versions available
- One touch start/stop button
- 'Shower ready' LED lighting display
- Boost button on single outlet version




REMOTE CONTROL

- Single or dual outlet versions available
- 'Shower ready' LED lighting display



QUARTZ™ SMART EXPOSED



BATH OVERFLOW FILLER

Includes clicker waste fitting.
P-trap/U-bend not included.



QUARTZ™ smart dual outlet



AVAILABLE IN
CHROME



Quartz™ smart dual outlet concealed with adjustable head and wall fixed drencher

HP/Combi

QZD.A1.BV.DVFW.14

† £903.33 £1,084.00 inc. VAT

Gravity Pumped*

QZD.A2.BV.DVFW.14

† £995.00 £1,194.00 inc. VAT



AVAILABLE IN
CHROME



Quartz™ smart dual outlet concealed with adjustable head and ceiling fixed drencher

HP/Combi

QZD.A1.BV.DVFC.14

† £903.33 £1,084.00 inc. VAT

Gravity Pumped*

QZD.A2.BV.DVFC.14

† £995.00 £1,194.00 inc. VAT



AVAILABLE IN
CHROME



Quartz™ smart dual outlet concealed with adjustable head and bath overflow filler

HP/Combi

QZD.A1.BV.DVBTX.14

† £849.17 £1,019.00 inc. VAT

Gravity Pumped*

QZD.A2.BV.DVBTX.14

† £936.67 £1,124.00 inc. VAT



AVAILABLE IN
CHROME



Quartz™ smart dual outlet exposed with adjustable head and ceiling fixed drencher

HP/Combi

QZD.A1.EV.DVFC.14

† £961.67 £1,154.00 inc. VAT

Gravity Pumped*

QZD.A2.EV.DVFC.14

† £1,049.17 £1,259.00 inc. VAT



QUARTZ™ smart



AVAILABLE IN
CHROME



Quartz™ smart dual outlet exposed with adjustable head and bath overflow filler

HP/Combi

QZD.A1.EV.DVBTX.14

† £903.33 £1,084.00 inc. VAT

Gravity Pumped*

QZD.A2.EV.DVBTX.14

† £995.00 £1,194.00 inc. VAT



AVAILABLE IN
CHROME



Quartz™ smart concealed with adjustable head

HP/Combi

QZD.A1.BV.14

† £699.17 £839.00 inc. VAT

Gravity Pumped*

QZD.A2.BV.14

† £790.83 £949.00 inc. VAT



AVAILABLE IN
CHROME



Quartz™ smart concealed with fixed head

HP/Combi

QZD.A1.BR.14

† £699.17 £839.00 inc. VAT

Gravity Pumped*

QZD.A2.BR.14

† £790.83 £949.00 inc. VAT



AVAILABLE IN
CHROME



Quartz™ smart exposed with adjustable head

HP/Combi

QZD.A1.EV.14

† £757.50 £909.00 inc. VAT

Gravity Pumped*

QZD.A2.EV.14

† £832.50 £999.00 inc. VAT



QUARTZ™ smart Bath with bath fill



AVAILABLE IN
CHROME

Quartz™ smart Bath with bath fill

HP/Combi QZD.A1.BTX.14

† £428.33 £514.00 inc. VAT

Gravity Pumped* QZD.A2.BTX.14

† £520.00 £624.00 inc. VAT

Includes clicker waste fitting. P-trap/U-bend not included.

† Prices shown are recommended retail prices. VAT quoted at 20%.

* Gravity Pumped variant comes with integral pump.



QUARTZ™ smart remotes

SINGLE OUTLET

For Quartz™ smart systems only



Quartz™ smart remote control

QZD.B3.DS.14

† £78.33 £94.00 inc. VAT

DUAL OUTLET

For Quartz™ smart dual outlet systems only



Quartz™ smart dual outlet remote control

QZD.B3.DVDS.14

† £78.33 £94.00 inc. VAT

Shower heads

Quartz™ smart showers feature:

250mm drencher head

105mm Harmony™ head



250m drencher head
spray pattern



105mm Harmony™ head
spray patterns





QUARTZ™ smart accessories



Quartz™ smart concealed retrofit wall plate

To cover any existing damage to décor where the Quartz™ smart concealed is replacing an existing shower

QZD.B3.RWP.14
† £20.00 £24.00 inc. VAT



Quartz™ smart exposed rail corner fixing brackets

QZD.C3.EVCB.14
† £36.67 £44.00 inc. VAT



Quartz™ smart exposed rail extension (550mm)

For higher than normal ceilings when fitting Quartz™ smart exposed systems 223217

† £34.16 £40.99 inc. VAT
Extension rail can be cut to suit

OUR LED FEATURE




Experience state-of-the-art showers and bath fills that make the Quartz™ smart range refreshingly simple to use.

Simply choose your desired temperature and flow and as soon as the LED display stops flashing, it's time to step in. You can even add a remote control – so you'll never have to reach into the shower to start it again!

† Prices shown are recommended retail prices. VAT quoted at 20%.

FEATURES AND PRICES

Visage™ smart



KEY FEATURES

- 1 Easy clean nozzles
- 2 Easy click spray selector
- 3 Anti-twist hose connector
- 4 Pinch grip slider
- 5 Adjustable rail fitting
- 6 Chrome plated metal hose – length 1.5m
- 7 Gel hanger
- 8 Easy fit wall arm

Product measurements are for guidance only.
Please refer to installation guides for installation requirements.



DRENCHER HEAD

- 200mm wall fixed drencher head with easy fit 400mm wall arm




SHOWER CONTROL

- Single outlet and dual outlet versions available
- One touch start/stop button
- 'Shower ready' LED lighting display



REMOTE CONTROL

- Suitable for use with single outlet and dual outlet products
- 'Shower ready' LED lighting display



VISAGE™ SMART EXPOSED



BATH OVERFLOW FILLER

Includes clicker waste fitting.
P-trap/U-bend not included.



VISAGE™ smart dual outlet



AVAILABLE IN
CHROME



Visage™ smart dual outlet concealed with adjustable head and wall fixed drencher

HP/Combi
VSD.A1.BV.DVFW.14
† £659.17 £791.00 inc. VAT
Gravity Pumped*
VSD.A2.BV.DVFW.14
† £749.17 £899.00 inc. VAT



AVAILABLE IN
CHROME



Visage™ smart dual outlet concealed with adjustable head and bath overflow filler

HP/Combi
VSD.A1.BV.DVBTX.14
† £620.00 £744.00 inc. VAT
Gravity Pumped*
VSD.A2.BV.DVBTX.14
† £715.00 £858.00 inc. VAT

VISAGE™ smart shower



AVAILABLE IN
CHROME



Visage™ smart concealed with adjustable head

HP/Combi
VSD.A1.BV.14
† £473.33 £568.00 inc. VAT
Gravity Pumped*
VSD.A2.BV.14
† £564.17 £677.00 inc. VAT



AVAILABLE IN
CHROME



Visage™ smart concealed with wall fixed drencher

HP/Combi
VSD.A1.BR.14
† £474.17 £569.00 inc. VAT
Gravity Pumped*
VSD.A2.BR.14
† £564.17 £677.00 inc. VAT



AVAILABLE IN
CHROME



Visage™ smart exposed with adjustable head

HP/Combi
VSD.A1.EV.14
† £534.17 £641.00 inc. VAT
Gravity Pumped*
VSD.A2.EV.14
† £620.00 £744.00 inc. VAT

VISAGE™ smart Accessories



OPTIONAL

Visage™ smart remote control
VSD.B3.DS.14

† £76.67 £92.00 inc. VAT

Visage™ smart exposed rail extension (550mm)

For higher than normal ceilings when fitting Visage smart exposed systems
223217
† £34.16 £40.99 inc. VAT

Shower heads


Visage™ smart showers feature:
200mm drencher head
90mm Harmony™ head



200m drencher head
spray pattern



90mm Harmony™ head
spray patterns



† Prices shown are recommended retail prices. VAT quoted at 20%.
* Gravity Pumped variant comes with integral pump.

..... *be inspired*

Mixer Showers



Dream™ DCV	50	Midas™ 100	64
Dream™	52	Siren™ SL	66
Aquastream™	54	Colt™	68
Aspire™ DL	56	Aquamixa™	70
Aquatique™	58	Aquavalve™ 700	90
Midas™ 220	60	Aquavalve™ 609	92
Midas™ 110	62	Aquarian™	93

Technical Information	72-73
Features and prices	74-93



*'Our NEW MIXER is PERFECT,
shower after shower – and its
TIMELESS STYLING is great, too.'*

Kay, Weston-super-Mare



Mixer Showers – what you need to know

Aqualisa's revolutionary thermostatic shower technology broke new ground when it was launched 40 years ago. Today, our mixer showers still deliver superb showering performance, reliable temperatures and unrivalled choice and style.

Why choose a thermostatic mixer?

Thermostatic mixer showers blend hot and cold water precisely to ensure you can shower in safety and comfort at the temperature you have chosen. Many include a factory set maximum temperature but all feature an automatic shut-off function for extra safety, should your hot or cold water supply unexpectedly fail.



QUALITY IS OUR GUARANTEE

Our expertise in showering technology spans forty years, which means you're guaranteed style, performance, perfect temperature and peace of mind. A showering experience beyond compare.



Dream™ DCV dual outlet mixer shower with adjustable and drencher heads. See page 75



EXCEPTIONAL CHOICE

In terms of design and finishes, there are a huge range of options, including classic drencher shower heads, hand showers and indulgent body jets. You'll always find a look and a configuration to suit your needs, your taste and your budget, whether you're replacing an old shower, upgrading or creating your dream bathroom from scratch.

MORE FLOW LESS LIMESCALE

Limescale is the enemy of many conventional showers. Over time it can build up and even cause mechanisms to seize. One of the benefits of our Thermo mixer showers is the inbuilt resistance to limescale in valves – whilst all our shower heads have rub clean nozzles.



BATHE OR SHOWER WITH EASE

Combining thermostatic showering and bathing is a breeze. With Aquamixa™ Thermo simply select the model that suits your water system and installation is as easy as replacing bath taps.

*Aquamixa™ Thermo
bath shower mixer
with adjustable head.
See page 89*



ECO OPTIONS

More and more householders have environmental concerns. Many of our thermostatic mixer showers benefit from the clever 'eco' features we have developed over recent years. Find out more on pages 112-113.



Is it suitable for my bathroom?

Our thermostatic valves are suitable for the majority of UK domestic water systems – including high pressure, gravity and combi – but not all valves are suitable for all systems. Through the addition of a pump – most of them can be.

BAR MIXER SHOWERS

- Easy to install for replacements or upgrades
- Easy to use temperature and flow control
- Conserve water with flow regulators, 'eco' flow control and 'eco' setting on Harmony™ shower heads
- Divert options
- Easy clean nozzles reduce limescale

THERMO MIXERS

- Unique bi-metallic technology
- Sensitive to household water temperature fluctuations
- In-built limescale resistance
- Flexible options including bath shower mixers, concealed and exposed showers
- Powerful showering performance

Dream™ DCV

Dual outlet mixer shower with adjustable and drencher shower heads

Sleek, versatile and delivering a sensational thermostatic showering experience. The beautifully designed Dream™ Dual Control Valve's sleek single or dual outlet options ooze quality and style – so you can create the perfect showering or bathing experience to suit your household needs and lifestyle.

- Sleek, striking design
- Sensational performance
- Luxurious, concealed valve
- Temperature override button for extra safety
- Luxurious drencher and adjustable shower heads with easy clean nozzles to help reduce limescale build-up
- Single or dual outlet shower and bath fill systems
- Harmony™ head with a choice of 4 impressive spray patterns
- The 'Eco' spray setting saves up to 25 % water without compromising performance
- Separate flow and temperature control
- Suits high pressure, combination boiler and boosted gravity water systems
- 5 year guarantee



Dream™ DCV mixer shower with adjustable head and bath fill. See page 74

BATHING BLISS

For households in a hurry or where space is at a premium, Dream™ DCV adjustable dual outlet shower teamed with a bath fill is a versatile, stylish option.



Slimline concealed valve and easy to use single and dual outlet controls – the perfect choice for a stylish family bathroom




250mm drencher shower head for an all over deluge shower



For full range, features and prices [See page 72](#)



Dream™ DCV
is a stunning
centrepiece to your
dream bathroom



Luxurious quality and
design combined with
an exacting and reliable
shower experience



Dream™

Mixer shower
with fixed or
adjustable head

A dream to look at, and a dream to use, a stunning range of thermostatic mixer showers packed with desirable features.



- Luxurious quality and design
- Aqualisa unique bi-metallic thermostatic technology for precise, reliable performance
- Temperature override button for extra safety
- Separate on/off and temperature control levers for greater control
- Metal controls with luxury chrome finish
- 'Eco' spray setting delivers up to 25 % water saving without compromising performance
- Fixed and adjustable 4 spray 105mm Harmony™ shower heads with easy clean nozzles available to help reduce limescale build-up
- Suits all approved UK domestic water systems



Features include dual lever, all metal controls for style, durability and reliability



Fixed Harmony™ shower head with 4 spray patterns

YOUR SHOWERING DREAMS COME TRUE

A stunning, high-end range of thermostatic mixer showers with features such as dual lever, all metal controls and our renowned bi-metallic technology. Harmony™ shower heads deliver four spray patterns for sensational performance.



For full range, features and prices **See page 72**

Aquastream™ Thermo

Mixer power shower with adjustable head



Designed specifically for gravity systems. The ergonomic all-in-one thermostatic power shower with its own integrated pump delivers exceptional performance.



- Integrated booster pump for power shower performance
- Separate flow and temperature control
- Two flow settings to make the most of your plumbing system
- 90mm Harmony™ head with a choice of 4 impressive spray patterns
- 'Eco' spray setting delivers up to 25 % water saving
- Easy clean nozzles help reduce limescale build-up
- For gravity systems only
- 3 colour variants



Features include two flow settings to make the most of your plumbing system

TIME TO UPGRADE?

The clever, surface-mounted nature of the shower's pump means that Aquastream™ is ideal for shower replacements and upgrades. Read more about the advantages of retrofitting Aqualisa showers on page 114 or call 01959 560 010 and speak to one of our experts.



For full range, features and prices **See page 72**



Aquastream™ Thermo will upgrade your shower experience.

Aquastream™ Thermo mixer power shower with adjustable head – satin chrome. See page 78



Two levers give greater control over temperature and water flow.

Aspire™ DL concealed mixer shower with adjustable head. See page 79

Aspire™ DL

Mixer shower with fixed or adjustable head

Sophisticated, sleek and stylish, the Aspire™ dual lever shower combines timeless good looks with precise control over temperature and water flow. And it comes with a 5 year guarantee.

- Luxury brass valve with chrome finish
- Dual lever for effective flow and temperature control
- Generously proportioned 105mm Harmony™ shower head with 4 impressive spray patterns
- 'Eco' spray setting delivers up to 25 % water saving
- Easy clean nozzles to help reduce limescale from shower heads
- Exposed and concealed systems are available
- Suits all approved domestic UK water systems



Aspire™ DL is designed for use with all approved UK domestic water systems. It is available in a concealed or exposed body style



Aspire™ DL exposed is the perfect choice for exposed shower refurbishments, upgrades and replacements – the adjustable elbows are easy to adjust, making it a favourite with installers



For full range, features and prices **See page 72**

Aquatique™ Thermo

Mixer shower with adjustable or drencher heads

Classic styling meets sensational showering and the timeless luxury of solid brass valves and shower heads – Aquatique™ is a stunning addition to any bathroom.



Features a selection of luxurious adjustable shower and drencher heads



High quality, durable brass fittings for a traditional, sophisticated finish

- Timeless, classical styling
- Luxury brass shower valve
- Wide range of heads in chrome or gold finish
- Exposed and concealed systems available
- Aqualisa's unique bi-metallic thermostatic technology for precise, reliable performance
- Automatic cut-off, should hot or cold water fail, makes for safer showering
- Separate on/off and temperature control



A generous range of shower head options means you are sure to find a shower that suits your needs and style



To find your perfect configuration, choose from concealed or exposed valves in chrome or gold

PROVEN TECHNOLOGY

The Aquatique™ Thermo range combines traditional elegance with Aqualisa's thermostatic technology. Constantly refined and improved over the last 40 years, for an unsurpassed shower experience. A unique bi-metallic valve control instantly reacts to temperature fluctuations and water flow for a consistent performance. A shower that's as stylish as it is invigorating.



For full range, features and prices **See page 72**



Luxurious detailing
and quality metal
construction makes the
Aquatique™ Thermo a
very stylish choice.

*Aquatique™ Thermo exposed mixer shower
with fixed 8" drencher head. See page 80*

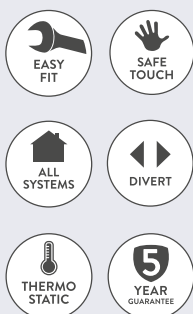
Midas™ 220

Shower, bath shower mixer and shower column



Midas™ 220's sleek space saving design combined with quality metal finish and superb performance, makes it the perfect contemporary shower for a modern family bathroom.

- Brass valve with slimline, space saving design
- Temperature override button for family-safe showering
- Integrated diverter for easy switching between outlets (SC and BSM only)
- 105mm slimline shower head with 3 spray patterns
- 250mm fixed drencher head
- Smooth chrome hose
- Quality metal construction




Midas™ 220 (S and SC) comes complete with an Aqualisa bar valve fixing kit




For full range, features and prices **See page 73**

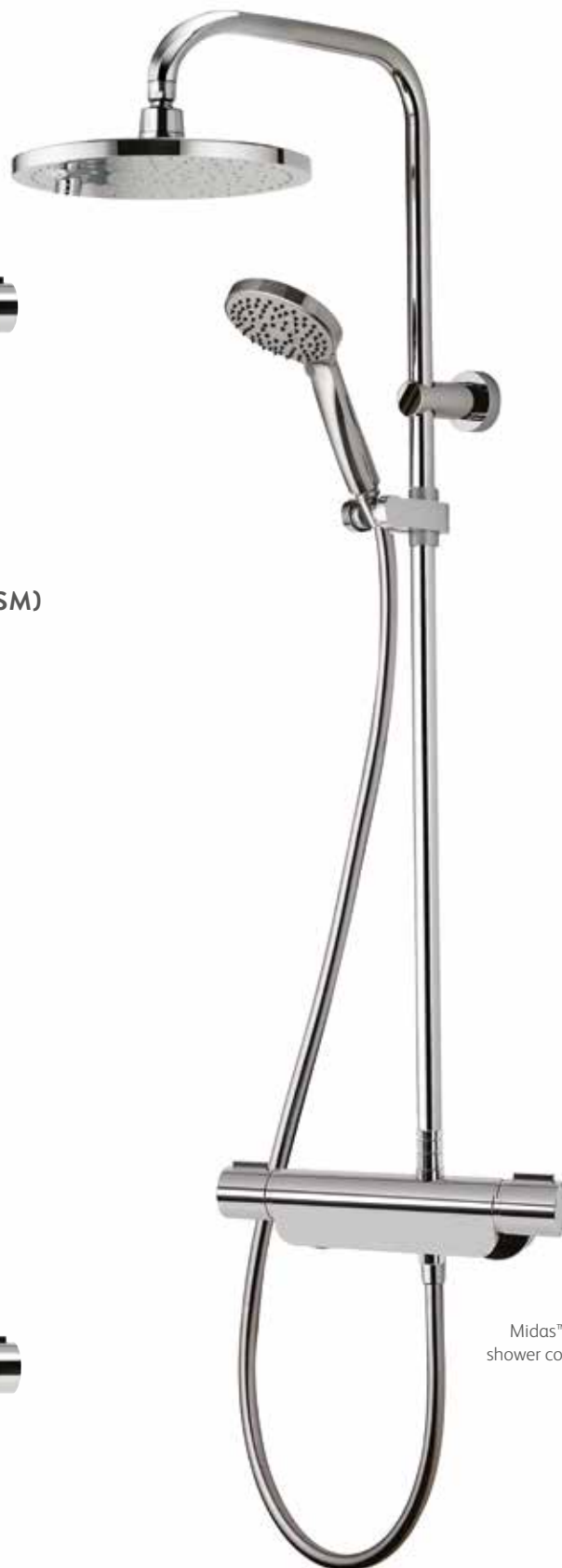
MIDAS™ 220 SHOWER (S)
MD220S



MIDAS™ 220 BATH SHOWER MIXER (BSM)
MD220BSM



MIDAS™ 220 SHOWER COLUMN (SC)
MD220SC



Midas™ 220
shower column

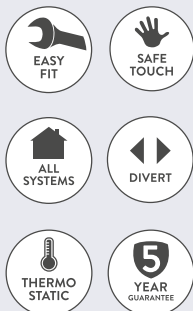
Midas™ 110

Shower, bath shower mixer and shower column




Stylish looks combined with high performance, convenience and assured safety. The Midas™ 110 range boasts features from safe touch controls and integrated diverter to make it the perfect choice for all family bathrooms.

- Stylish, modern brass valve
- Temperature override button for family-safe showering
- Integrated diverter for easy switching between outlets (SC and BSM only)
- 105mm harmony™ shower head with 4 spray patterns
- 220mm fixed drencher head
- Quality metal construction



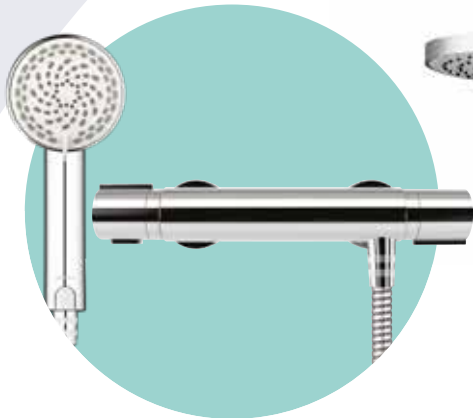
Midas™ 110 (S and SC) comes complete with an Aqualisa bar valve fixing kit



For full range, features and prices **See page 73**

MIDAS™ 110 SHOWER (S)

MD110S



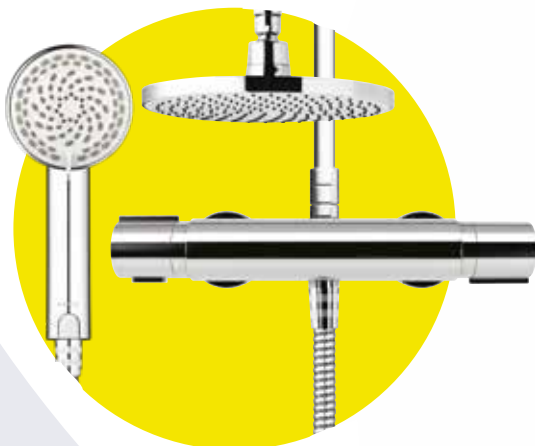
MIDAS™ 110 BATH SHOWER MIXER (BSM)

MD110BSM



MIDAS™ 110 SHOWER COLUMN (SC)

MD110SC



Midas™ 110
shower column



Great for family
bathrooms, the Midas™
100 features smart
modern styling and great
performance.

*Midas™ 100 bar mixer shower with
adjustable head. See page 84*

Midas™ 100

Bar mixer shower and bath shower mixer with adjustable head

Smart, modern looks and outstanding performance make the Midas™ 100 shower and bath shower mixer range the perfect choice for the family bathroom.



- Slim, stylish bar mixer and bath shower mixer range
- Separate temperature and flow control
- Temperature override button for added family safety
- 'Eco' spray setting delivers up to 25 % water saving
- Quality metal construction
- Easy clean nozzles to help reduce limescale build-up
- Adjustable 90mm Harmony™ head with a choice of 4 impressive spray patterns
- Midas 100 showers are suitable for all approved UK domestic water systems
- Bath shower mixers suit high pressure water systems only



No quibble 5 year guarantee on Midas™ shower valves and 2 years on shower heads and kits will give you real peace of mind



The slimline bar valve of the Midas™ 100 features integrated flow and temperature controls, whilst safety is assured with a temperature override button



For full range, features and prices **See page 73**

Siren™ SL

Mixer shower with adjustable head



Family friendly shower design that is a joy to use. Siren™ SL's exposed and concealed single lever controls make showering simple. Siren™ SL showers come complete with an adjustable Harmony™ shower head with 4 spray patterns, which includes an 'eco' spray.



- Luxury brass valve with chrome finish
- Easy to use, single lever control
- Family-safe thermostatic showering
- Harmony™ head with a choice of 4 impressive spray patterns
- The 'Eco' spray setting uses up to 25 % less water
- Easy clean nozzles help reduce limescale build up
- Choose from exposed or concealed shower systems
- Suits all approved UK domestic water systems



The ideal choice for family-safe thermostatic showering

EASY INSTALLATION

Looking for an easy refurbishment solution? The Siren™ SL exposed option has clever adjustable elbows making it perfect for both new and refurbishment installations.



For full range, features and prices [See page 73](#)



For a shower sensation that's second to none, the Siren™ SL is fresh, contemporary and simple to use.

Siren™ SL exposed mixer shower with adjustable head. See page 86



For style, quality and performance, Colt™ is a thoroughbred among showers.

Colt™ concealed mixer shower with adjustable head. See page 87



Colt™ exposed mixer shower with adjustable head. See page 87

Colt™

Mixer shower with adjustable head

Colt™ is an Aqualisa thoroughbred with style, quality and performance that comes as standard. A great looking shower with great performance. Perfect for family bathrooms.



- Aqualisa's unique bi-metallic thermostatic technology for precise, reliable performance
- Exposed and concealed systems available
- Separate on/off and temperature control
- Temperature override button
- 90mm Harmony™ head with a choice of 4 impressive spray patterns
- 'Eco' spray setting delivers up to 25 % water saving
- Suitable for all approved UK domestic water systems



Exposed mixer shower

Colt™ delivers perfect exacting temperature and control, coupled with striking styling in polished chrome

Concealed mixer shower



For full range, features and prices **See page 73**

Aquamixa™ Thermo

Bath shower mixer with manual bath fill

Family showering at its friendliest, combining a thermostatic shower with a bath fill and taps. Simple, safe, stylish and easy to install – the ideal choice for bathrooms where an over-bath shower is the best option.



- Easy to install surface mounted bath shower mixer
- Quality, robust, solid brass shower valve
- Perfect for families, combining safe showering and bathing
- Our unique bi-metallic thermostatic technology

- Range of Varispray shower heads for adjustable, fixed or exposed fixed shower head configurations
- Suitable for the majority of domestic plumbing systems (refer to page 10 –11)



For full range, features and prices **See page 73**



A great multi-tasking solution that includes bath fill, bath taps and a thermostatic mixer shower



Aquamixa™ Thermo bath shower mixer
with adjustable head. See page 88

TECHNICAL INFORMATION

MIXER SHOWERS

	DREAM™ DCV						
	DUAL OUTLET	SINGLE	DREAM™	AQUASTREAM™ THERMO	ASPIRE™ DL	AQUATIQUE™ THERMO	AQUAVALVE™ 700
Recommended retail price from (exc VAT)	£645.83	£491.67	£469.17	£631.67	£408.33	£505.83	£499.17
Configurations available							
Concealed valve (for less cluttered bathroom)	•	•	•		•	•	•
Exposed valve (ideal for easy installation)				•	•	•	•
Bath shower combination	•						
Divert to more than one outlet	•						
Controller features							
Flow control	Variable	Variable	Single	Single/Boost	Variable	Single	Single
Temperature override button	•	•	•				
Smooth glide temperature control	•	•	•	•	•	•	•
'Safe touch' controls	•	•	•	•	•	•	•
Controller finish	Chrome plated luxury brass	Chrome plated luxury brass	Chrome plated luxury brass	Satin/chrome White White/chrome	Chrome plated luxury brass	Chrome or gold plated luxury brass/Ceramic	Chrome plated luxury brass
'Cool touch' valve	•	•	•	•	• Concealed only	• Concealed only	• Concealed only
Shower heads, hoses and accessories							
Adjustable head size (diameter)	105mm	105mm	105mm	90mm	105mm	60mm	90mm
Number of sprays on handsets	4	4	4	4	4	1	3
Drencher head or fixed head (diameter)	250mm	250mm	105mm		105mm	125mm /200mm	90mm
Hose style	Ribbed	Ribbed	Ribbed	Ribbed	Ribbed	Ribbed	Ribbed
Eco features							
Water saving spray patterns	•	•	•	•	•		
Eco-stop flow control							
Installer features							
Easy fit installation					• Exposed		
Retrofit suitability					• Exposed		
Guarantee period							
Valve and fittings	5	5	5	3	5	3	3
Shower heads, rails and fittings	2	2	2	2	2	2	2

	MIDAS™ 220	MIDAS™ 110	MIDAS™ 100	SIREN™ SL	COLT™	AQUAMIXA™ THERMO
	£316.67	£180.83	£171.67	£315.83	£315.83	£529.17
				•	•	
	•	•	•	•	•	•
	•	•	•			•
	•	•	•			•
	Variable	Variable	Variable	Variable	Single	Single
	•	•	•		•	
	•	•	•	•	•	•
	•	•	•	•	•	•
	Chrome plated luxury brass	Chrome plated luxury brass	Chrome plated	Chrome plated luxury brass	Chrome plated	Chrome plated luxury brass
	•	•		• Concealed only	•	
	105mm	105mm	90mm	90mm	90mm	90mm
	3	4	4	4	4	3
	250mm	220mm				90mm
	Smooth	Ribbed	Ribbed	Ribbed	Ribbed	Ribbed
		•	•	•	•	
	•	•	•	• Exposed		•
	•	•	•	• Exposed		
	5	5	5	5	2	3
	2	2	2	2	2	2

FEATURES AND PRICES

Dream™ DCV



KEY FEATURES

- 1 Easy clean nozzles
- 2 Easy click spray selector
- 3 Anti-twist hose connector
- 4 Pinch grip slider
- 5 Adjustable rail fitting
- 6 Gel hanger
- 7 Chrome plated metal hose – length 1.5m
- 8 Easy fit wall arm

SINGLE OUTLET VALVE

- 9 Flow control
- 10 Temperature override button
- 11 Temperature control


DUAL OUTLET VALVE

- 12 Flow control with integral diverter for easy switching between outlets
- 13 Temperature override button
- 14 Temperature control




WALL FIXED DRENCHER HEAD

- 250mm wall fixed drencher head with easy fit 400mm arm



SINGLE OUTLET VALVE



DUAL OUTLET VALVE

- Dream™ DCV controls come with a pair of 25mm levers which can be simply inserted if required.



BATH OVERFLOW FILLER

Includes clicker waste fitting. P-trap/U-bend not included.

Product dimensions are for guidance only. Please refer to installation guides for installation requirements.



DREAM™ DCV



Dream™ DCV mixer shower with adjustable head – HP/Combi

DRMDCV001

† £491.67 £590.00 inc. VAT



Dream™ DCV mixer shower with wall fixed drencher – HP/Combi

DRMDCV002

† £491.67 £590.00 inc. VAT



Dream™ DCV dual outlet mixer shower with adjustable head and wall fixed drencher – HP/Combi

DRMDCV003

† £704.17 £845.00 inc. VAT




Dream™ DCV dual outlet mixer shower with adjustable head and bath overflow filler – HP/Combi

DRMDCV004

† £645.83 £775.00 inc. VAT



DREAM™ DCV Accessories



Easy fit ceiling arm assembly

910377

† £69.16 £82.99 inc. VAT



Shower head shown for illustration purposes

Shower heads

Dream™ DCV mixer showers feature:
250mm drencher head
105mm Harmony™ head



250m drencher head spray pattern



105mm Harmony™ head spray patterns



† Prices shown are recommended retail prices. VAT quoted at 20%.

FEATURES AND PRICES

Dream™

KEY FEATURES

- 1 Easy clean nozzles
- 2 Easy click spray selector
- 3 Anti-twist hose connector
- 4 Pinch grip slider
- 5 Gel hanger
- 6 Chrome plated metal hose – length 1.5m
- 7 Temperature override button
- 8 On/off control
- 9 Temperature control
- 10 Fixed 'Tilt' Harmony™ shower head



Product dimensions are for guidance only. Please refer to installation guides for installation requirements.
 † Prices shown are recommended retail prices. VAT quoted at 20%.



DREAM™



AVAILABLE IN
CHROME

Dream™ concealed mixer shower with adjustable head

DRM001CA

† £469.17 £563.00 inc. VAT



AVAILABLE IN
CHROME


Dream™ concealed mixer shower with wall fixed head

DRM001CF

† £469.17 £563.00 inc. VAT

Shower head

Dream™ shower features:
105mm
Harmony™ head



Spray patterns



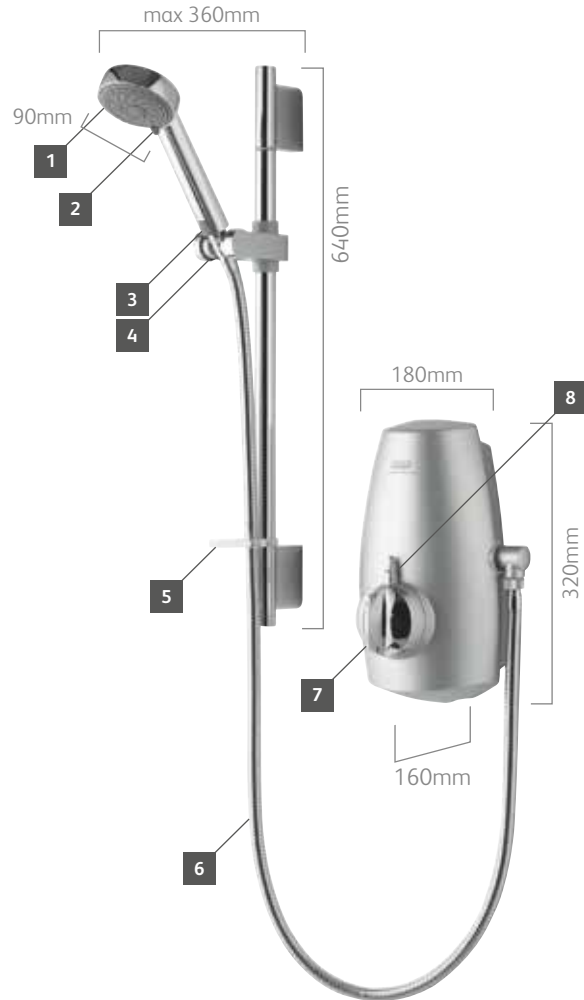
FEATURES AND PRICES

Aquastream™ Thermo

Mixer power shower

KEY FEATURES

- 1 Easy clean nozzles
- 2 Easy click spray selector
- 3 Anti-twist hose connector
- 4 Chrome pinch grip slider
- 5 Gel hanger
- 6 Chrome plated metal hose – length 1.5m
- 7 On/off flow control – two flow settings with integrated booster pump
- 8 Temperature control



AQUASTREAM™ Thermo



AVAILABLE IN
SAFETY
CHROME

Aquastream™ Thermo
mixer power shower with
adjustable head

813.40.01

† £694.17 £833.00 inc. VAT



AVAILABLE IN
WHITE

Aquastream™ Thermo
mixer power shower with
adjustable head

813.40.20

† £650.00 £780.00 inc. VAT



AVAILABLE IN
WHITE
CHROME

Aquastream™ Thermo
mixer power shower with
adjustable head

813.40.21

† £631.67 £758.00 inc. VAT

Shower head

Aquastream™
Thermo shower
features:
90mm
Harmony™ head



Spray patterns



Product dimensions are for guidance only. Please refer to installation guides for installation requirements.
† Prices shown are recommended retail prices. VAT quoted at 20%.

FEATURES AND PRICES

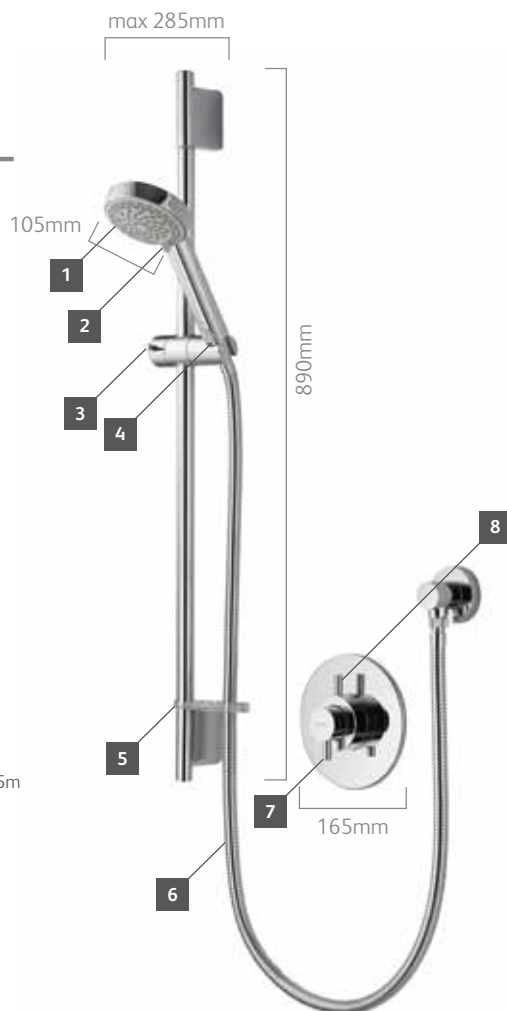
Aspire™ DL

KEY FEATURES


- 1 Easy clean nozzles
- 2 Easy click spray selector
- 3 Adjustable height slider
- 4 Anti-twist hose connector
- 5 Gel hanger
- 6 Chrome plated metal hose – length 1.5m
- 7 Temperature control
- 8 Flow control
- 9 Fixed 'Tilt' Harmony™ shower head

EXPOSED VALVE

- 10 Flow control
- 11 Temperature control



FIXED HEAD



ASPIRE™ DL
EXPOSED VALVE



ASPIRE™ DL



Aspire™ DL concealed mixer shower with adjustable head

ASP001CA

† £430.00 £516.00 inc. VAT



Aspire™ DL concealed mixer shower with wall fixed head

ASP001CF

† £430.00 £516.00 inc. VAT




Aspire™ DL exposed mixer shower with adjustable head

ASP001EA

† £408.33 £490.00 inc. VAT

Shower head

Aspire™ DL shower features:
105mm
Harmony™ head



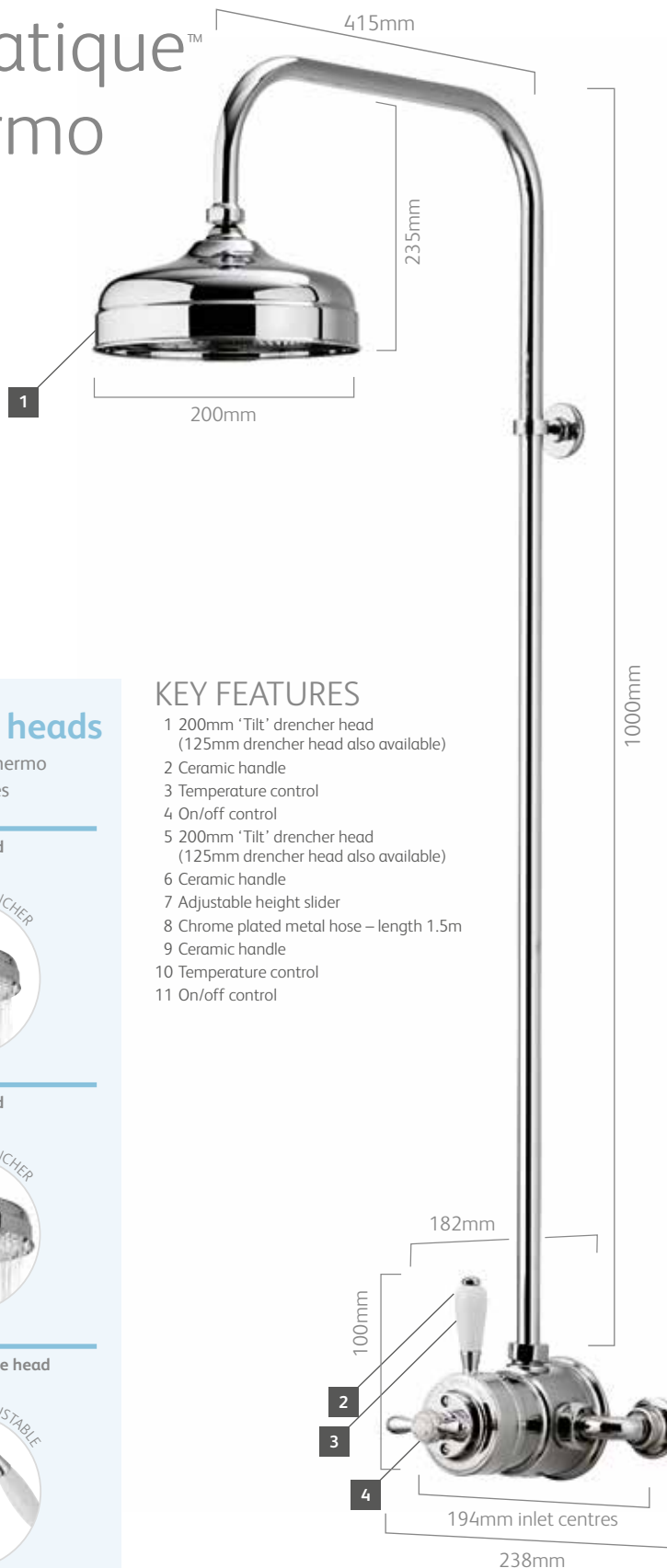
Spray patterns




Product dimensions are for guidance only. Please refer to installation guides for installation requirements.
† Prices shown are recommended retail prices. VAT quoted at 20%.

FEATURES AND PRICES

Aquatique™ Thermo



FIXED DRENCHER HEAD



**AQUATIQUE™
THERMO WITH
ADJUSTABLE HEAD**



**AQUATIQUE™
THERMO
CONCEALED
VALVE**

Shower heads

Aquatique™ Thermo
shower features

5' drencher head
spray pattern



8' drencher head
spray pattern



60mm adjustable head
spray pattern



KEY FEATURES

- 1 200mm 'Tilt' drencher head
(125mm drencher head also available)
- 2 Ceramic handle
- 3 Temperature control
- 4 On/off control
- 5 200mm 'Tilt' drencher head
(125mm drencher head also available)
- 6 Ceramic handle
- 7 Adjustable height slider
- 8 Chrome plated metal hose – length 1.5m
- 9 Ceramic handle
- 10 Temperature control
- 11 On/off control

Product dimensions are for guidance only. Please refer to installation guides for installation requirements.



AQUATIQUE™ Thermo



AVAILABLE IN
CHROME
GOLD

Aquatique™ Thermo concealed mixer shower with fixed 8' drencher head – chrome

Valve: 500.00.01
+ £505.83 £607.00 inc. VAT
Head: 580.01
+ £215.00 £258.00 inc. VAT



AVAILABLE IN
CHROME
GOLD

Aquatique™ Thermo concealed mixer shower with fixed 5' drencher head – chrome

Valve: 500.00.01
+ £505.83 £607.00 inc. VAT
Head: 550.01
+ £136.67 £164.00 inc. VAT



AVAILABLE IN
CHROME
GOLD

Aquatique™ Thermo concealed mixer shower with adjustable head – chrome

Valve: 500.00.01
+ £505.83 £607.00 inc. VAT
Head: 560.01
+ £245.00 £294.00 inc. VAT



AVAILABLE IN
CHROME
GOLD



Aquatique™ Thermo exposed mixer shower with adjustable head – chrome

Valve: 500.10.01
+ £505.83 £607.00 inc. VAT
Head: 561.01
+ £240.83 £289.00 inc. VAT



AVAILABLE IN
CHROME
GOLD



Aquatique™ Thermo exposed mixer shower with fixed 8' drencher head – chrome

Valve: 500.10.01
+ £505.83 £607.00 inc. VAT
Head: 581.01
+ £288.33 £346.00 inc. VAT



AVAILABLE IN
CHROME
GOLD



Aquatique™ Thermo exposed mixer shower with fixed 5' drencher head – chrome

Valve: 500.10.01
+ £505.83 £607.00 inc. VAT
Head: 551.01
+ £214.17 £257.00 inc. VAT

Gold

Concealed valve: 500.00.04
+ £607.50 £729.00 inc. VAT
Exposed valve: 500.10.04
+ £607.50 £729.00 inc. VAT
Concealed fixed 5' drencher head: 550.04
+ £240.83 £289.00 inc. VAT
Concealed fixed 8' drencher head: 580.04
+ £314.17 £377.00 inc. VAT
Exposed fixed 5' drencher head: 551.04
+ £314.17 £377.00 inc. VAT
Exposed fixed 8' drencher head: 581.04
+ £387.50 £465.00 inc. VAT
Concealed adjustable head: 560.04
+ £344.17 £413.00 inc. VAT
Exposed adjustable head: 561.04
+ £344.17 £413.00 inc. VAT

† Prices shown are recommended retail prices. VAT quoted at 20%.

FEATURES AND PRICES

Midas™ 220


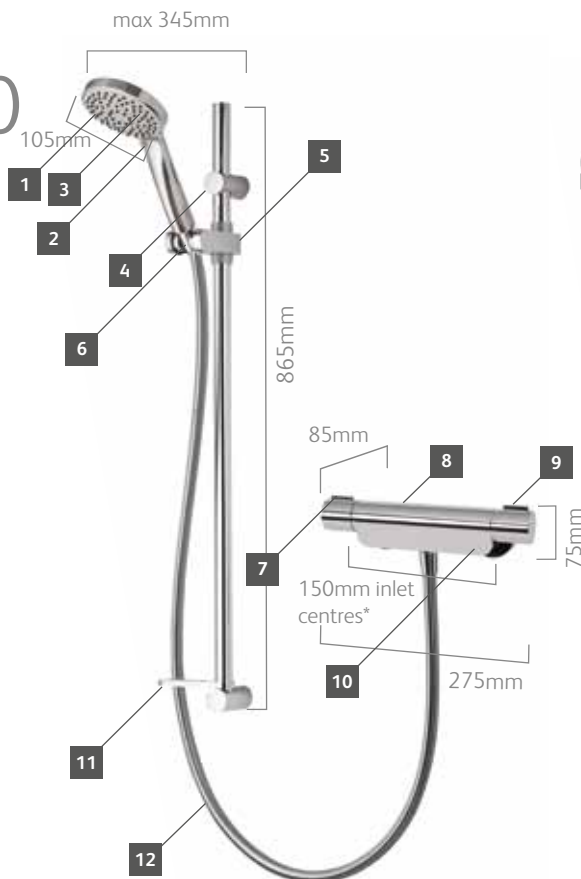
KEY FEATURES

- 1 105mm slimline handset (3 spray pattern)
- 2 Easy click spray selector
- 3 Easy clean nozzles
- 4 Retro fit rail brackets
- 5 Pinch grip slider
- 6 Anti-twist hose connector
- 7 Temperature override button
- 8 Brass valve
- 9 Separate flow and temperature control
- 10 Safe touch
- 11 Gel hanger
- 12 Smooth chrome hose

BAR VALVE FIXING KIT INCLUDED
(WITH SHOWER & SHOWER COLUMN)



BATH SHOWER MIXER (BATH MOUNTED)



* Pipe centres can be adjusted between 130mm - 170mm using the adjustable elbows supplied



MIDAS™ 220



Midas™ 220 bar mixer shower with adjustable head

MD220S
† £316.67 £380.00 inc. VAT



Midas™ 220 shower column mixer with adjustable head*

HP/Combi
MD220SC
† £433.33 £520.00 inc. VAT




Midas™ 220 bath shower mixer with adjustable head*

HP/Combi
MD220BSM
† £375.00 £450.00 inc. VAT
Plus wall mount fitting kit
525301
† £15.83 £18.99 inc. VAT

Shower head

Midas™ 220 shower features:
105mm slimline handset



Spray patterns



Product dimensions are for guidance only.
Please refer to installation guides for installation requirements.
† Prices shown are recommended retail prices. VAT quoted at 20%.

*If on gravity system, use with a universal pump if working head distance is less than 1.25 metres.

FEATURES AND PRICES

Midas™ 110

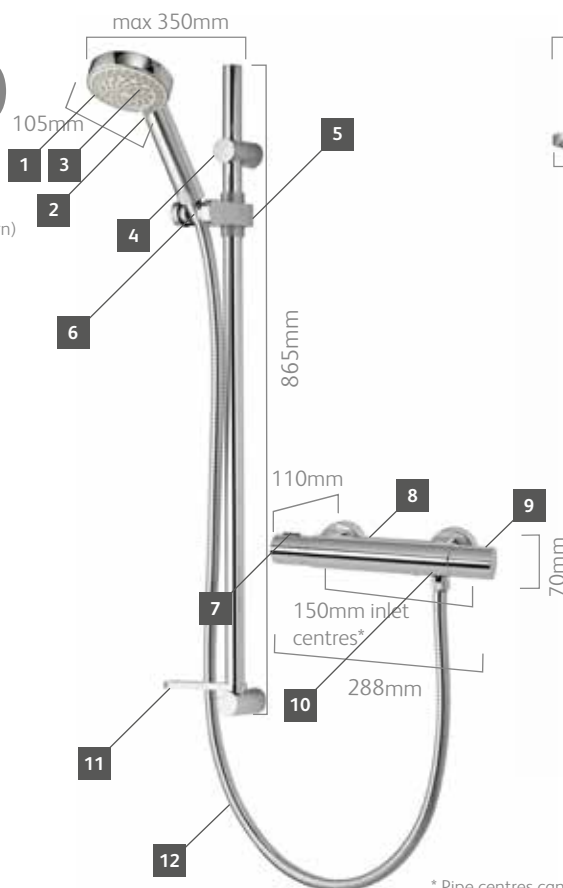
KEY FEATURES

- 1 105mm Harmony™ handset (4 spray pattern)
- 2 Easy click spray selector
- 3 Easy clean nozzles
- 4 Retro fit rail brackets
- 5 Pinch grip slider
- 6 Anti-twist hose connector
- 7 Temperature override button
- 8 Brass valve
- 9 Separate flow and temperature control
- 10 Safe touch
- 11 Gel hanger
- 12 Chrome plated metal hose

BAR VALVE FIXING KIT INCLUDED
(WITH SHOWER & SHOWER COLUMN)



BATH SHOWER MIXER (BATH MOUNTED)



* Pipe centres can be adjusted between 130mm - 170mm using the adjustable elbows supplied



MIDAS™ 110



Midas™ 110 bar mixer shower with adjustable head

MD110S

† £180.83 £217.00 inc. VAT



Midas™ 110 shower column mixer with adjustable head*

HP/Combi
MD110SC

† £339.17 £407.00 inc. VAT



Midas™ 110 bath shower mixer with adjustable head*

HP/Combi
MD110BSM

† £256.67 £308.00 inc. VAT

Plus wall mount fitting kit
525301


† £15.83 £18.99 inc. VAT

Shower head

Midas™ 110
shower features:
105mm
Harmony™ head



Spray patterns



Product dimensions are for guidance only.
Please refer to installation guides for installation requirements.
† Prices shown are recommended retail prices. VAT quoted at 20%.

*If on gravity system, use with a universal pump if working head distance is less than 1.25 metres.

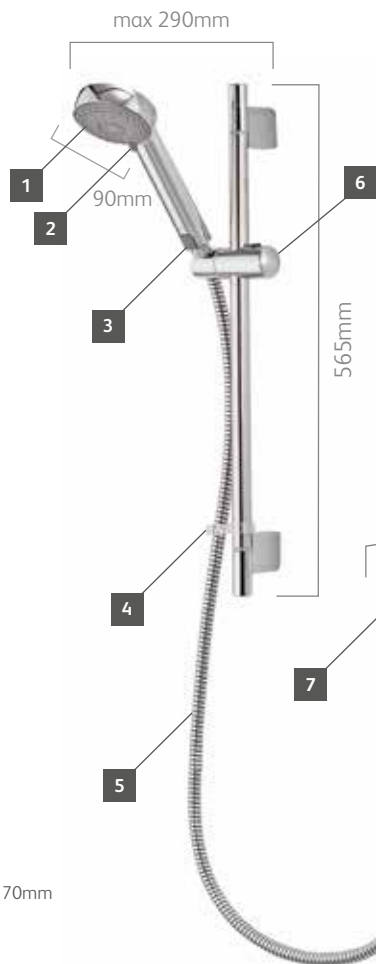
FEATURES AND PRICES

Midas™ 100

KEY FEATURES

- 1 Easy clean nozzles
- 2 Easy click spray selector
- 3 Anti-twist hose connector
- 4 Gel hanger
- 5 Chrome hose –
length 1.25m (shower)
length 1.75m (bath shower mixer)
- 6 Adjustable height slider
- 7 Flow control
- 8 Temperature override button
- 9 Temperature control
- 10 Diverter knob
- 11 Diverter knob

* Pipe centres can be adjusted between 130mm -170mm using the adjustable elbows supplied



BATH SHOWER MIXER (WALL MOUNTED)



MIDAS™ 100



Easy fit bracket

AVAILABLE IN
CHROME



Midas™ 100 bar mixer shower with adjustable head

MD100BAR

† £171.67 £206.00 inc. VAT

Midas™ 100 bar mixer shower with adjustable head and 'easy fit' bracket

MD100EBAR

† £198.33 £238.00 inc. VAT



AVAILABLE IN
CHROME



Midas™ 100 bath shower mixer with adjustable head

MD100BSM

† £258.33 £310.00 inc. VAT

Plus wall mount fitting kit 525301

† £15.83 £18.99 inc. VAT

Shower head

Midas™ 100 shower features: 90mm Harmony™ head



Spray patterns



BATH SHOWER MIXER (BATH MOUNTED)

Product dimensions are for guidance only.
Please refer to installation guides for installation requirements.
† Prices shown are recommended retail prices. VAT quoted at 20%.

AQUALISA TAPS



A new bathroom deserves a new tap. our new pin lever collection is classically beautiful and probably the most convenient design for ease of use in any bathroom. Includes click clack waste, a modern alternative to traditional plug and chain.



Small monobloc basin tap

CB.SPT.01.WW
† £62.49 £74.99 inc. VAT



Large monobloc basin tap

CB.LPT.01.WW
† £70.83 £85.00 inc. VAT



Deck mounted bath filler

CB.DBF.01.WW
† £95.83 £115.00 inc. VAT



MIDAS™ Accessories



Concealed fixing bracket

MD300EFB
† £40.00 £48.00 inc. VAT



Chrome exposed pipe fittings (pair)

479106
† £84.16 £100.99 inc. VAT



Bar valve fixing kit

BAR001FIX
† £37.92 £45.50 inc. VAT



Wall mount fitting kit

525301
† £15.83 £18.99 inc. VAT



MD300BMT

Midas™ basin monobloc tap

HP/Combi
MD300BMT
† £94.17 £113.00 inc. VAT

Midas™ 6lpm basin tap aerator

479104
† £7.49 £8.99 inc. VAT

Midas™ 2lpm basin tap jet spray

479105
† £7.49 £8.99 inc. VAT



479101



910056



479102



479103

Midas™ 12lpm flow regulator and housing

479101
† £7.49 £8.99 inc. VAT

Midas™ 9lpm flow regulator and housing

479102
† £7.49 £8.99 inc. VAT

Midas™ 8lpm flow regulator and housing

910056
† £7.49 £8.99 inc. VAT

Midas™ 6lpm flow regulator and housing

479103
† £7.49 £8.99 inc. VAT

Product dimensions are for guidance only. Please refer to installation guides for installation requirements.

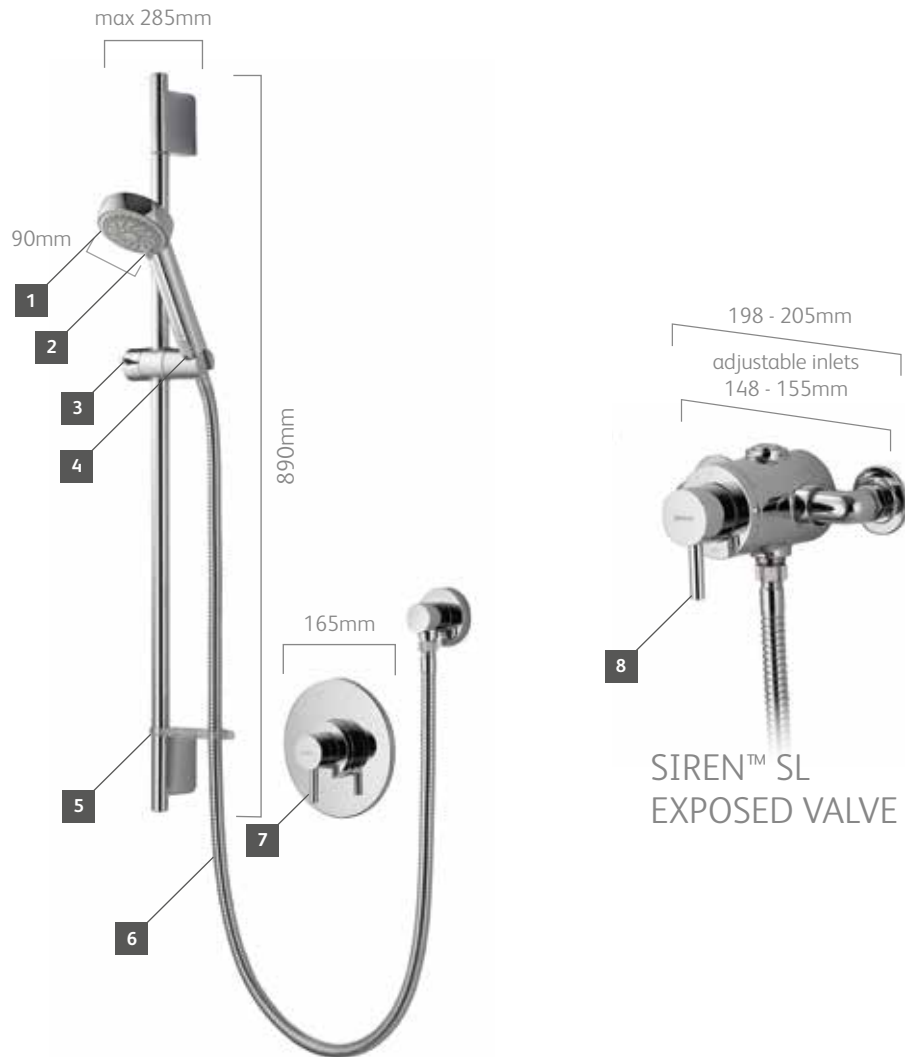
† Prices shown are recommended retail prices. VAT quoted at 20%.

FEATURES AND PRICES

Siren™ SL

KEY FEATURES

- 1 Easy clean nozzles
 - 2 Easy click spray selector
 - 3 Adjustable height slider
 - 4 Anti-twist hose connector
 - 5 Gel hanger
 - 6 Chrome plated metal hose – length 1.5m
 - 7 Flow and temperature control
- EXPOSED VALVE
- 8 Flow and temperature control



SIREN™ SL



AVAILABLE IN
CHROME

Siren™ SL concealed mixer shower with adjustable head

SRN001CA

† £342.50 £411.00 inc. VAT



AVAILABLE IN
CHROME



Siren™ SL exposed mixer shower with adjustable head

SRN001EA

† £315.83 £379.00 inc. VAT

Shower head

Siren™ SL shower features:
90mm
Harmony™ head



Spray patterns



Product dimensions are for guidance only. Please refer to installation guides for installation requirements.
† Prices shown are recommended retail prices. VAT quoted at 20%.

FEATURES AND PRICES

Colt™



KEY FEATURES

- 1 Easy clean nozzles
 - 2 Easy click spray selector
 - 3 Anti-twist hose connector
 - 4 Hose restraint
 - 5 Chrome plated metal hose – length 1.5m
 - 6 Pinch grip slider
 - 7 Soap dish
 - 8 Temperature control
 - 9 On/off control
 - 10 Temperature override button
- EXPOSED VALVE
- 11 On/off control
 - 12 Temperature override button
 - 13 Temperature control



COLT™ EXPOSED VALVE



COLT™



AVAILABLE IN
CHROME

Colt™ concealed mixer shower with adjustable head

COLT001CA

† £342.50 £411.00 inc. VAT



AVAILABLE IN
CHROME



Colt™ exposed mixer shower with adjustable head

COLT001EA

† £315.83 £379.00 inc. VAT

Shower head



Colt™ shower features:
90mm
Harmony™ head

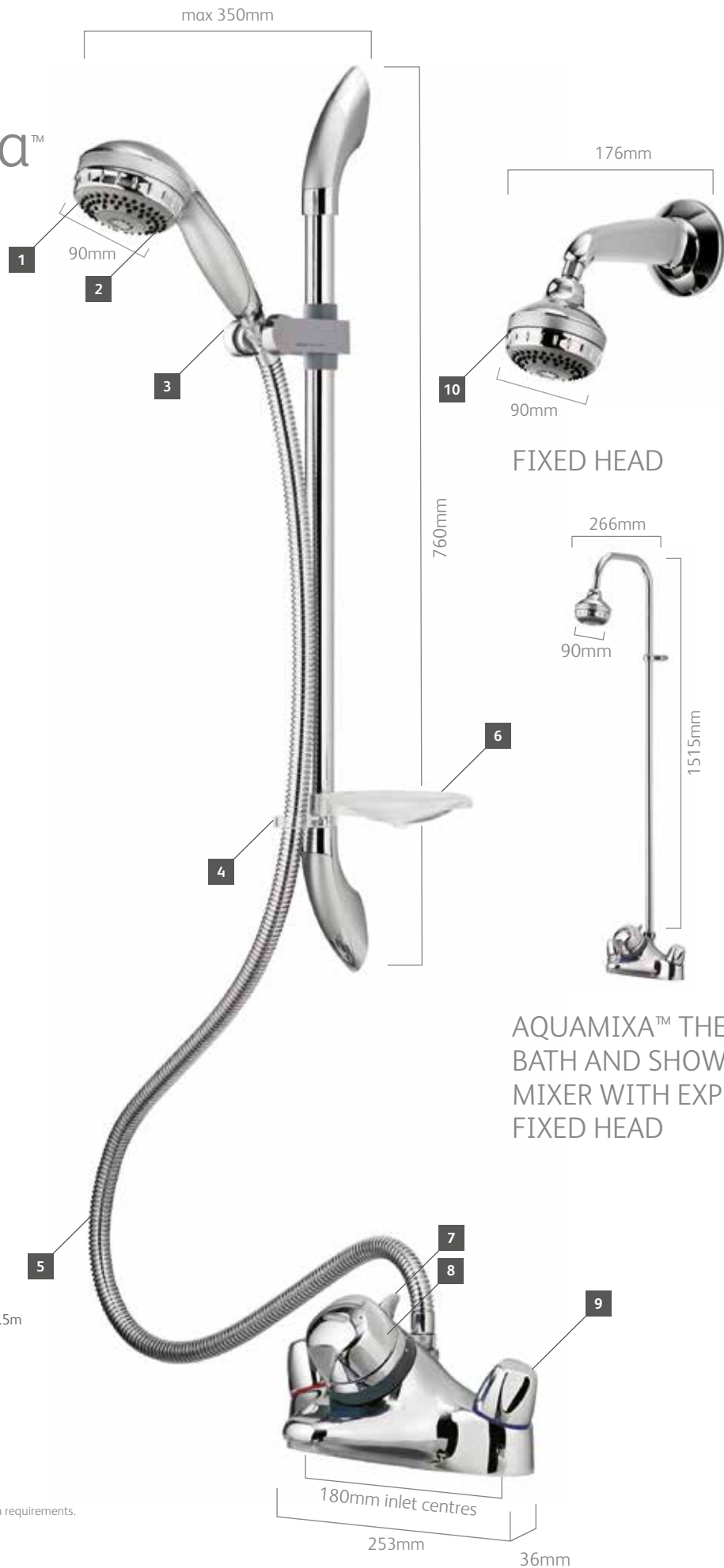
Spray patterns



Product dimensions are for guidance only. Please refer to installation guides for installation requirements.
† Prices shown are recommended retail prices. VAT quoted at 20%.

FEATURES AND PRICES

Aquamixa™ Thermo



FIXED HEAD

AQUAMIXA™ THERMO BATH AND SHOWER MIXER WITH EXPOSED FIXED HEAD

KEY FEATURES

- 1 Easy clean nozzles
- 2 Rotating spray selector
- 3 Pinch grip slider
- 4 Hose restraint
- 5 Chrome plated metal hose – length 1.5m
- 6 Soap dish
- 7 Temperature controls
- 8 On/off control
- 9 Bath tap control
- FIXED HEAD
- 10 Fixed 'Tilt' head

Product dimensions are for guidance only.
Please refer to installation guides for installation requirements.



AQUAMIXA™ THERMO

AVAILABLE IN
CHROME



Aquamixa™ Thermo bath shower valve with adjustable head

Gravity/mains fed valve
300.01

† £529.17 £635.00 inc. VAT

Combination boiler valve
310.01

† £529.17 £635.00 inc. VAT

Varispray head
99.40.01

† £205.83 £247.00 inc. VAT

Turbostream head
99.20.01

† £223.33 £268.00 inc. VAT

AVAILABLE IN
CHROME



Aquamixa™ Thermo bath shower valve with fixed head

Gravity/mains fed valve
300.01

† £529.17 £635.00 inc. VAT

Combination boiler valve
310.01

† £529.17 £635.00 inc. VAT

Varispray head
99.50.01

† £141.67 £170.00 inc. VAT

Plus

Fixed head kit concealed
308001

† £69.99 £83.99 inc. VAT

Turbostream head
99.30.01

† £154.17 £185.00 inc. VAT

Plus

Fixed head kit concealed
308001

† £69.99 £83.99 inc. VAT

AVAILABLE IN
CHROME



Aquamixa™ Thermo bath shower valve with exposed fixed head

Gravity/mains fed valve
300.01

† £529.17 £635.00 inc. VAT

Combination boiler valve
310.01

† £529.17 £635.00 inc. VAT

Riser kit inc. Varispray head
182723

† £235.83 £282.99 inc. VAT

Shower heads

Aquamixa™ Thermo shower is suitable to use with:
90mm adjustable Varispray or Turbostream heads



90mm Varispray head
spray patterns



90mm Turbostream head
spray patterns



† Prices shown are recommended retail prices. VAT quoted at 20%.

FEATURES AND PRICES

Aquavalve™ 700 Thermo



KEY FEATURES


- 1 Easy clean nozzles
- 2 Rotating spray selector
- 3 Pinch grip slider
- 4 Hose restraint
- 5 Chrome plated metal hose – length 1.5m
- 6 Soap dish
- 7 On/off control
- 8 Temperature control

FIXED HEAD

- 9 Fixed 'Tilt' head

EXPOSED VALVE

- 10 On/off control
- 11 Temperature control



AQUAVALVE™ 700
THERMO WITH
FIXED HEAD



AQUAVALVE™ 700
THERMO EXPOSED
VALVE

Product dimensions are for guidance only.
Please refer to installation guides for installation requirements.



AQUAVALVE™ 700 THERMO



AVAILABLE IN
CHROME

Aqua Valve™ 700 Thermo concealed mixer shower with adjustable head – chrome

Valve
700.50.01
† £499.17 £599.00 inc. VAT

Varispray head
99.40.01
† £205.83 £247.00 inc. VAT

Turbostream head
99.20.01
† £223.33 £268.00 inc. VAT



AVAILABLE IN
CHROME

Aqua Valve™ 700 Thermo concealed mixer shower with fixed head – chrome

Valve
700.50.01
† £499.17 £599.00 inc. VAT

Varispray head
99.50.01
† £141.67 £170.00 inc. VAT

Turbostream head
99.30.01
† £154.17 £185.00 inc. VAT



AVAILABLE IN
CHROME



Aqua Valve™ 700 Thermo exposed mixer shower with adjustable head – chrome

Valve
700.51.01
† £499.17 £599.00 inc. VAT

Varispray head
99.40.01
† £205.83 £247.00 inc. VAT

Turbostream head
99.20.01
† £223.33 £268.00 inc. VAT



AVAILABLE IN
CHROME



Aqua Valve™ 700 Thermo exposed mixer shower with fixed head – chrome

Valve
700.51.01
† £499.17 £599.00 inc. VAT

Varispray head
99.51.01
† £158.33 £190.00 inc. VAT

Turbostream head
99.31.01
† £171.67 £206.00 inc. VAT

AQUAVALVE™ 700 THERMO Accessories



AVAILABLE IN
CHROME

Aqua Jet diverter

92.03.01 – chrome
† £175.83 £211.00 inc. VAT



AVAILABLE IN
CHROME

Aqua Jet body jet

99.02.01 – chrome
† £64.17 £77.00 inc. VAT

Shower heads

Aqua Valve™ 700 is suitable to use with:
90mm adjustable Varispray or Turbostream heads



90mm Varispray head
spray patterns



90mm Turbostream head
spray patterns



† Prices shown are recommended retail prices. VAT quoted at 20%.

FEATURES AND PRICES

Aquavalve™ 609 Thermo



KEY FEATURES

- 1 Easy clean nozzles
- 2 Rotating spray selector
- 3 Pinch grip slider
- 4 Hose restraint
- 5 Chrome plated metal hose – length 1.5m
- 6 Soap dish
- 7 On/off control
- 8 Temperature control
- 9 Temperature override button
- 10 Fixed 'Tilt' head

AQUAVALVE™ 609 THERMO



AVAILABLE IN
CHROME GOLD WHITE WHITE CHROME

Aquavalve™ 609 Thermo concealed valve with adjustable or fixed head – chrome

Concealed valve C609.01T
+ £439.17 £527.00 inc. VAT

Adjustable Varispray head
99.40.01 + £205.83 £247.00 inc. VAT

Adjustable Turbostream head
99.20.01 + £223.33 £268.00 inc. VAT

Fixed Varispray head 99.50.01

+ £141.67 £170.00 inc. VAT

Fixed Turbostream head

99.30.01

+ £154.17 £185.00 inc. VAT

Gold

Concealed valve C609.04T
+ £550.83 £661.00 inc. VAT

Adjustable Varispray head
99.40.04

+ £292.50 £351.00 inc. VAT

Fixed Varispray head: 99.50.04

+ £223.33 £268.00 inc. VAT

White

Concealed valve C609.20T
+ £404.17 £485.00 inc. VAT

Adjustable Varispray head
99.40.20

+ £128.33 £154.00 inc. VAT

Fixed Varispray head: 99.50.20

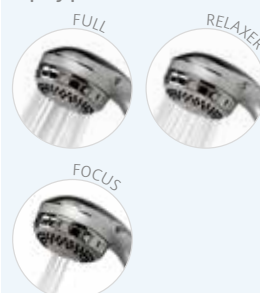
+ £102.50 £123.00 inc. VAT

Shower heads

Aquavalve™ 609 and Aquarian™ Thermo are suitable to use with: 90mm adjustable Varispray or Turbostream heads



90mm Varispray head spray patterns



90mm Turbostream head spray patterns



FEATURES AND PRICES

Aquarian™ Thermo



KEY FEATURES

- 1 Easy clean nozzles
- 2 Rotating spray selector
- 3 Pinch grip slider
- 4 Hose restraint
- 5 Chrome plated metal hose – length 1.5m
- 6 Soap dish
- 7 On/off control
- 8 Temperature override button
- 9 Temperature control
- 10 Fixed 'Tilt' head

AQUARIAN™ THERMO



AVAILABLE IN
CHROME
WHITE
WHITE
CHROME

Aquarian™ Thermo exposed valve with adjustable or fixed head – chrome

Exposed valve E99.01T
† £439.17 £527.00 inc. VAT

Adjustable Varispray head
99.40.01 † £205.83 £247.00 inc. VAT

Fixed Varispray head
99.50.01 † £141.67 £170.00 inc. VAT

White

Exposed valve E99.20T
† £370.00 £444.00 inc. VAT

Adjustable Varispray head
99.40.20
† £128.33 £154.00 inc. VAT

Fixed Varispray head 99.50.20
† £102.50 £123.00 inc. VAT

Fixed Turbostream head
99.30.20
† £110.83 £133.00 inc. VAT

White/Chrome

Exposed valve E99.21T
† £370.00 £444.00 inc. VAT

Adjustable Varispray head
99.40.21
† £154.17 £185.00 inc. VAT

Fixed Varispray head 99.50.21
† £102.50 £123.00 inc. VAT

Fixed Turbostream head
99.30.21
† £115.83 £139.00 inc. VAT

Shower Pumps



Mach 1.2 Bar twin ended shower pump

MC0120

† £335.83 £403.00 inc. VAT



Mach 2.5 Bar twin ended shower pump

MC0250

† £503.33 £604.00 inc. VAT



Mach 3.4 Bar twin ended shower pump

MC0340

† £560.00 £672.00 inc. VAT

Suitable for use with mixer showers and single outlet smart showers on Gravity water systems only.

Not suitable for use with Aquastream™ Thermo, integral pumped smart showers and smart dual outlet showers on Gravity water systems.

..... *be inspired*

Electric Showers



Aqualisa Lumi™ Electric	98
Quartz™ Electric	100
<hr/>	
Technical Information	102
Features and prices	104-107



All our electric showers carry the European Water Label and are rated Energy Efficiency 'A'



'Electric showers
– INSTANT HOT WATER
– *perfect.* '

Jan, Otford



Electric Showers – what you need to know

Our electric showering has been as influential as our ground breaking smart showers and Thermacoil™ valves, with the award-winning Quartz™ Electric range, and new Aqualisa Lumi™ spearheading a new generation of luxury, modern looking electric showers.



Why choose electric?

Electric showers are simple-to-use and straightforward to install. Crucially they take water from the mains cold water supply and instantly heat it, which means you don't have to use any precious stored hot water.

A CHOICE OF STYLES AND PRICES

Our range of electric showers, offer you the choice of different styles, finishes and prices to suit you and your budget. New Aqualisa Lumi™ Electric is the ultimate in luxury with an ultra-modern finish. Quartz™ Electric is perfect if you're after a simple, elegant look that will enhance any bathroom with its tasteful modern design.



THE POWER RATINGS

8.5kW, 9.5kW and 10.5kW electric showers are available, as are a choice of finishes that range from glass to popular graphite, chrome and brilliant white.



HOT WATER WHENEVER YOU NEED IT

Electric showers are ideal in homes where hot water is in constant demand, or in particularly high demand at peak periods. For example, if you have a large family getting ready for school or work at the same time, the hot water from an immersion tank might not be able to cope. An electric shower could be installed in a second bathroom, or in all bathrooms, without affecting the supply of hot water.



DID YOU KNOW?

QUARTZ™ ELECTRIC PIONEERED SAFER AND MORE INTELLIGENT ELECTRIC SHOWERS

Our award winning Quartz™ Electric shower has helped to transform the face of electric showering for many people. One of its key features includes Over Temperature Protection technology that prevents users from selecting dangerously high temperatures.

Is it suitable for my bathroom?

The short answer is yes. It doesn't matter whether your water system is gravity, mains or combination boiler. Electric showers are highly recommended for homes which don't have a plentiful supply of hot water. The shower instantly heats cold water so it doesn't use the stored hot water you might need for other household purposes.



Aqualisa Lumi™ Electric

Electric shower with adjustable head

Make the ultimate style statement and illuminate your senses with Aqualisa Lumi™ Electric. Featuring a mirrored glass fascia and illuminated panel with adjustable brightness. Let reflection and light brighten your day.



THEN THERE WAS LIGHT

Aqualisa Lumi™ has redefined electric showers. A design statement of mirror and light that offers you a complete sensorial experience every day. Adjust the illuminated panel brightness to suit your mood, start and stop the shower with the sensory touch control and immerse yourself under the luxurious Harmony™ shower head.



- Luxury, mirrored glass fascia with illuminated panel
- Adjust the brightness to suit your mood
- Sensory touch start/stop control
- Aerospace grade brushed stainless steel temperature control
- Unique 'Over Temperature Protection' system for safer family showering
- Delayed shutdown flushes away residual hot water, reducing limescale build-up
- Harmony™ Electric head with 5 spray settings
- Anti-twist hose connection
- Easy clean nozzles reduce limescale build-up
- White/Chrome or Chrome trim options
- Performance ratings: 8.5kW, 9.5kW and 10.5kW (@240V)
- Suitable for mains cold water systems only



For full range, features and prices **See page 102**



Illuminated panel
with adjustable
brightness

'ENHANCE *your bathroom*
with a SPLASH of reflection
and LIGHT.'

Aaron, Senior Designer, Aqualisa

Quartz™ Electric

Electric shower with adjustable head



Impressive design, impressive user features, impressive installation benefits and an impressive showering experience – what more could you want?




Choose from three great finishes – chrome, white and chrome and graphite



For full range, features and prices **See page 102**

- Simple to use 'smooth glide' control with LED indicator
- Delivers instant hot showers with no demand on stored hot water
- Unique 'Over Temperature Protection' system for safer showering for all the family
- Delayed shutdown flushes away residual hot water, reducing limescale build-up
- Harmony™ Electric head with 5 spray settings
- Anti-twist hose connection
- Easy to clean nozzles reduce limescale build up
- Choice of 3 great finishes
- Generous footprint for easy shower replacement
- Available in 8.5kW, 9.5kW and 10.5kW performance ratings (@240V)
- Suitable for mains cold water systems only



This range comes
in a choice of
chrome, white,
white and chrome
and graphite.

*'Quartz™ Electric replaced
OUR OLD ELECTRIC
SHOWER – pretty
much fuss-free.'*

Anna, Bucks

Quartz™ Electric shower with adjustable
head – graphite/chrome. See page 106

TECHNICAL INFORMATION

ELECTRIC SHOWERS



LUMI™
ELECTRIC

QUARTZ™
ELECTRIC

Recommended retail price from (exc VAT)

£370.83

£219.17

Configurations available

White / Chrome

•

•

Chrome

•

•

Graphite / Chrome

•

Power Rating – 8.5 kW

•

•

Power Rating – 9.5 kW

•

•

Power Rating – 10.5 kW

•

•

Shower heads, hoses and rails accessory

Adjustable head size (diameter)

105mm

105mm

Number of sprays on handset

5

5

Rub clean nozzles on shower head

•

•

User features

Sensory touch start/stop control

•

Push button start/stop control

•

Illuminated panel with adjustable brightness

•

Separate power and temperature controls

•

•

Easy glide temperature control

•

•

Safety features

Phased Shutdown

Flushes residual hot water out of system

•

•

Heat sensor

Safeguards user from high temperatures

•

•

Approvals

European Water Label

•

•

BEAB

•

•

CE

•

•

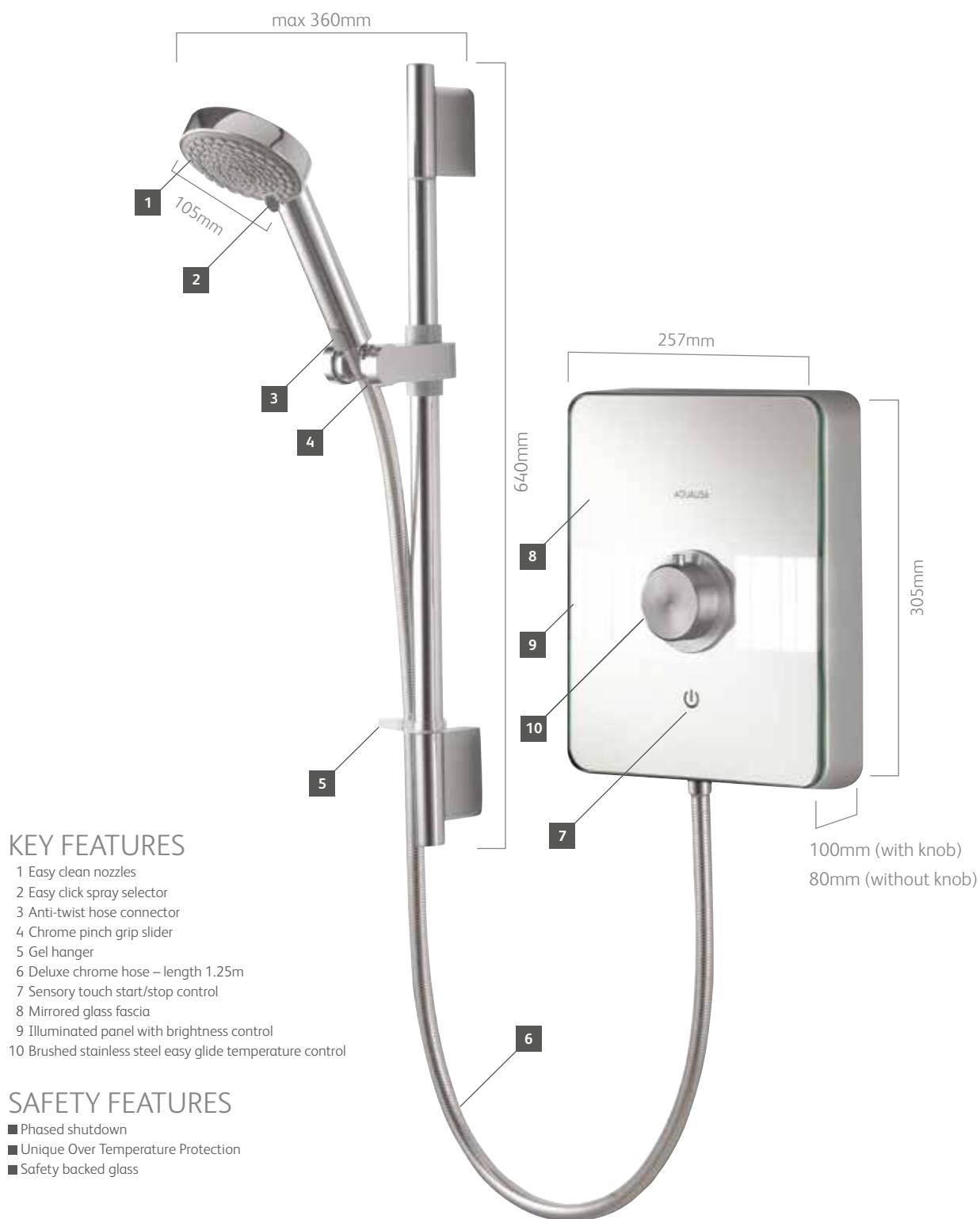




Aqualisa Lumi™ Electric with adjustable head. See page 104

FEATURES AND PRICES

Aqualisa Lumi™ Electric



Product measurements are for guidance only. Please refer to installation guides for installation requirements.



AQUALISA LUMI™ Electric



AVAILABLE IN
CHROME

Aqualisa Lumi™ Electric with adjustable head

8.5kW LME8501
† £370.83 £445.00

9.5kW LME9501
† £395.83 £475.00

10.5kW LME10501
† £420.83 £505.00



AVAILABLE IN
WHITE
CHROME

Aqualisa Lumi™ Electric with adjustable head

8.5kW LME8521
† £370.83 £445.00

9.5kW LME9521
† £395.83 £475.00

10.5kW LME10521
† £420.83 £505.00

Shower head

Aqualisa Lumi™ Electric showers feature:
105mm Harmony™ Electric shower head



Spray patterns



DID YOU KNOW?

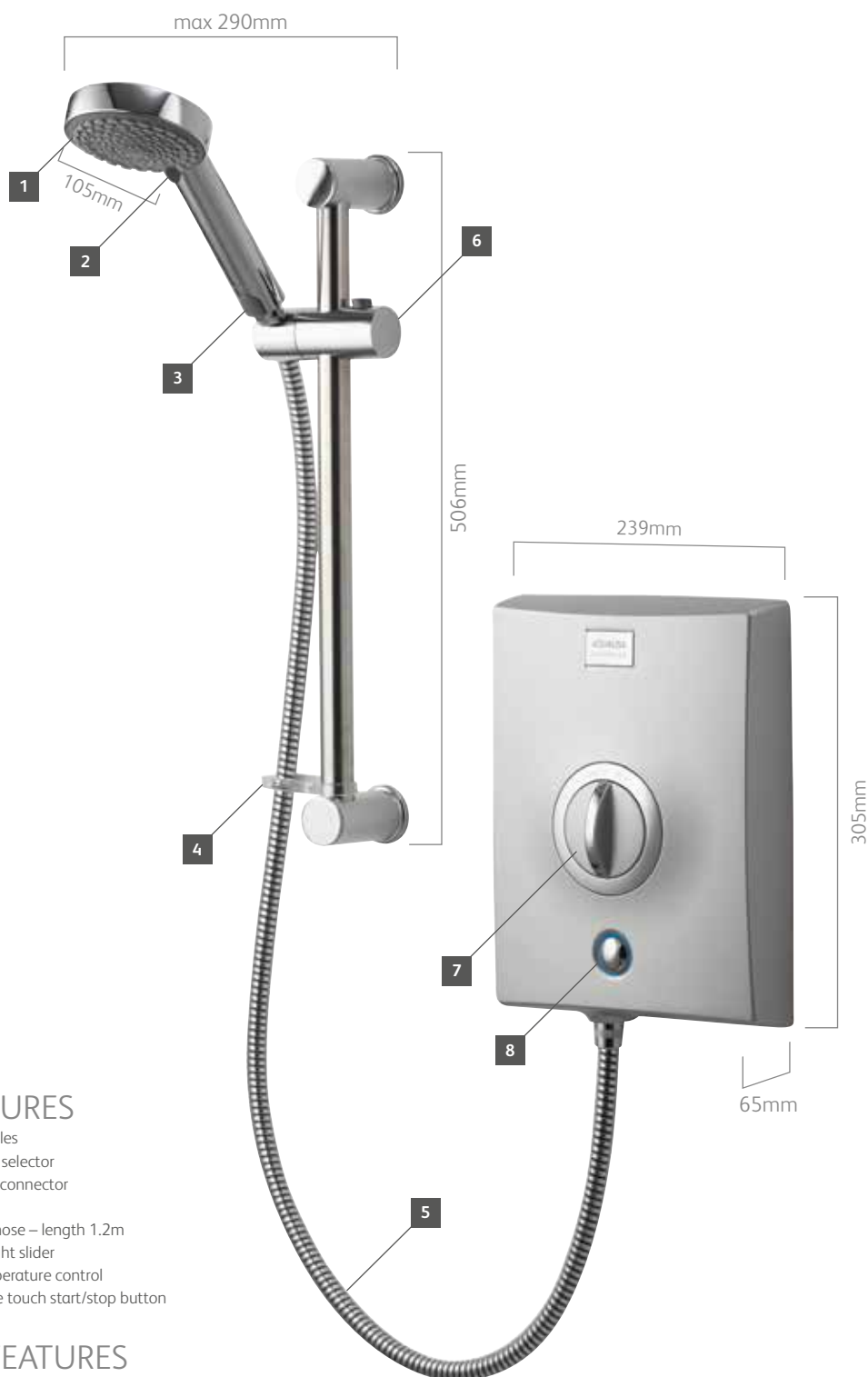
AQUALISA
LUMI™ ELECTRIC'S
TEMPERATURE
CONTROL
IS MADE FROM
AEROSPACE
GRADE
STAINLESS STEEL

Used in Aerospace applications for
its anti-corrosive properties.

† Prices shown are recommended retail prices. VAT quoted at 20%.

FEATURES AND PRICES

Quartz™ Electric



KEY FEATURES

- 1 Easy clean nozzles
- 2 Easy click spray selector
- 3 Anti-twist hose connector
- 4 Gel hanger
- 5 Stainless steel hose – length 1.2m
- 6 Adjustable height slider
- 7 Easy glide temperature control
- 8 Illuminated one touch start/stop button

SAFETY FEATURES

- Phased shutdown
- Unique Over Temperature Protection

Product measurements are for guidance only. Please refer to installation guides for installation requirements.



QUARTZ™ Electric



AVAILABLE IN
GRAPHITE
CHROME

Quartz™ Electric shower with adjustable head

8.5kW QZE8511
† £292.50 £351.00 inc. VAT
9.5kW QZE9511
† £326.67 £392.00 inc. VAT
10.5kW QZE10511
† £361.67 £434.00 inc. VAT



AVAILABLE IN
CHROME

Quartz™ Electric shower with adjustable head

8.5kW QZE8501
† £240.83 £289.00 inc. VAT
9.5kW QZE9501
† £279.17 £335.00 inc. VAT
10.5kW QZE10501
† £318.33 £382.00 inc. VAT



AVAILABLE IN
WHITE
CHROME

Quartz™ Electric shower with adjustable head

8.5kW QZE8521
† £219.17 £263.00 inc. VAT
9.5kW QZE9521
† £250.00 £300.00 inc. VAT

Shower head

Quartz™ Electric showers feature:
105mm Harmony™ Electric shower head



Spray patterns



DID YOU KNOW?

BEFORE YOU
CHOOSE YOUR
SHOWER
YOU NEED TO
IDENTIFY
YOUR
**WATER
SYSTEM**

We'll make it simple to find out which shower is right for you with our 3-step guide to a sensational start to the day. See page 10.

† Prices shown are recommended retail prices. VAT quoted at 20%.

..... *get technical*

Useful Information



Smart technology explained	110
Ecological features	112
Retrofitting	114
Customer care	116
Guarantee	117





'FANTASTIC PRODUCTS, *friendly,*
professional service and SUPPORT
– THANK YOU *Aqualisa!*'

Chris, Installer, Sittingbourne



Pioneering smart technology

Just as Aqualisa broke new barriers with the first bi-metallic thermostatic valve, our smart technology has revolutionised the bathroom. We launched the very first smart shower in 2001. Easy to use and install, it was quickly embraced by installers and homeowners.

The simple functionality is a breeze to use and the compact smart valve that is at the heart of every shower, makes for much greater flexibility in fitting.

WHAT ARE THE ADVANTAGES OF SMART SHOWERS?

For the user, one touch control means you don't have to fiddle with temperature or flow controls when your hands are wet and soapy. Intuitive LED lighting lets you know when the water has reached your perfect temperature and it's time to step in; no more guesswork required.

Adding a remote control is both luxurious and practical and if you have a dual outlet shower you can also use the remote to select the outlet you would like to use first.

For the installer the main advantage is being able to site the smart valve away from the showering area. There is no bulky valve to build into a wall so it can be a very speedy, fuss-free fit.



THE SMART VALVE

This ingenious kit is the beating heart of your shower. Usually sited away from the bathing area – in a loft or airing cupboard – it blends hot and cold water with thermostatic precision before directing it to your shower or bath.

All our processors have an optional 'eco' mode, activated during installation, to help you save water. A slim data cable connects the processor to the control.

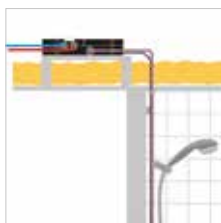
If you've chosen a dual outlet shower, it will come complete with a diverter box. This is fitted in line with the shower's smart valve and ensures water is sent to your preferred outlet.

IS IT COMPATIBLE?

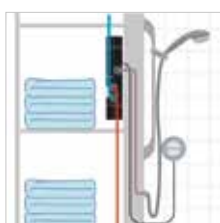
Almost certainly, yes. smart showers work perfectly with high pressure, combi and gravity water systems. For the latter, you will need to specify a shower with a pumped smart valve. This has been designed specifically with a gravity water system in mind and, thanks to the smart valve's integral pump, will give your shower a helping hand.



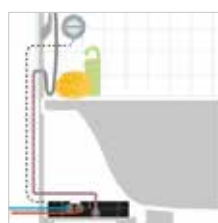
LOCATE THE SMART VALVE...



In the loft



In the airing cupboard



Under the bath

For more information on smart showering and bathing visit www.aqualisa.co.uk

PERFECT SHOWERING GUARANTEED



All Aqualisa smart showers are built with the highest specifications and come with a 5-year guarantee.

Our shower ranges will provide you with years and years of trouble free service, are virtually maintenance free and the Harmony™ shower heads are easy to clean which helps to reduce limescale build-up.

Our after sales service is second to none and we'll be happy to help with any queries you may have at any stage of your purchase.



BEAUTIFULLY SIMPLE CONTROLS

Thanks to a simple push button action our smart controls couldn't be easier to use. Press the button and the LED display will flash, indicating water is warming up. When the display stops flashing it's time to step in. Depending on the model, the control might also feature a 'boost' button or a button that allows you to divert water to a different shower head or bath fill.



For more information on smart showers go to pages 16 -17



..... ecological features

Every drop counts

Builders, developers and consumers are increasingly aware of their ecological responsibilities. As a shower manufacturer the need to save water, save energy consumption and reduce your bills is always top of mind.

It's estimated that an average family can get through around 600 litres of water a day*. A lot of that takes place in the bathroom.

Thankfully, advances in technology mean we can all save water and still stay clean. Aqualisa's designers have gone to great lengths to ensure we offer eco-solutions across smart, mixer and electric showering ranges with innovative ways to help you save water without compromising your showering experience. If we all do a little, a lot can be achieved.

*Based on figures from WaterWise (www.waterwise.org.uk)



VITAL SAVINGS

All our electric showers carry the **European Water Label** and are rated Energy Efficiency 'A'



ECO SMART

Our smart showers have a number of unique eco features, to help you do your bit for the environment.

The smart valves in our Quartz™ and Visage™ smart showers can be set to 'eco' mode capable of reducing water flow by up to 33 %, or as little as 8 litres per minute.

Our new Q™ smart shower features a clever proximity sensor, meaning that water is automatically reduced to minimum flow when you move away to shampoo or condition your hair or shave your legs, and then returns to your original setting as you move closer.

DID YOU KNOW?

THE AVERAGE BATH
USES UP TO
**100 LITRES
OF WATER**

That's in comparison to a quick shower, which uses around 30 litres of water. So if you want to be greener in the bathroom, it makes sense to shower. Activating Aqualisa's smart shower 'eco features' will help too – as will using the 'eco' spray on our Harmony™ shower heads, the eco-stop button on our bar valves or using appropriate flow regulators.



Control the flow

Our Midas™ showers are also available with a choice of regulators that limit water flow to as little as 6 litres per minute. They save water, reduce running costs and meet existing building regulations.



In Harmony with nature

Ideally, we all want a powerful shower that doesn't use too much water. Shower head design is crucial in terms of both ergonomics and ecological efficiency.

Some water-saving shower heads aerate the flow of water to deliver the 'illusion' of bubbles, but we weren't prepared to compromise the way your shower looks or feels. Our Harmony™ heads use intelligent design to deliver a fuller spray whilst allowing you to make water savings of up to 25%.

When the 'eco' spray on a Harmony™ shower head is selected, the shower head concentrates and angles the spray from its two outer rings. The result is a spray pattern that is refreshing and generous yet incredibly efficient in terms of water consumption.

Harmony™ shower heads are available on Quartz™ and Visage™ smart, Midas™ 100 and 110, Aspire™ DL, Siren™ SL, Colt™, Aquastream™ Thermo and Dream™.



'Eco' spray pattern

Outer spray pattern



Refurbishing and refitting your bathroom?

Refurbishing an old bathroom from scratch can be a big job, so if time and budget are limited, or you simply want to smarten up your shower, why not opt for a refit? When it comes to refurbishments, Aqualisa has long been regarded as a go-to brand by those in the know. And with good reason, because no matter the system or showering technology, there's a very good chance we'll be able to help you find the perfect solution.



GO SMART, MINIMISE DISRUPTION

An exposed smart shower can be up and running in as little as a few hours. A brilliant solution for any new bathroom, but it's especially good for over baths or bathrooms where there hasn't previously been a shower.

Because the control is mounted on the shower rail which doubles up as the blended water pipe – all that needs to be done is to feed the pipework through a small hole in the ceiling, connect it to the smart valve and fix the shower to the wall – no damage to existing tiles or décor. It really is that simple.



QUARTZ™ SMART RETROFIT WALL PLATE

Replacing an old built-in-shower with a smart model is exciting. However, if you find some damage when you remove your old shower, you can easily conceal this with a Quartz™ smart retrofit wall plate. It's perfect for disguising the cavity left by the old valve and creates a really streamlined appearance.

DID YOU KNOW?

A SMART SHOWER CAN SOLVE NEGATIVE HEAD

If you need to fix a shower head above the water tank base, choose a smart shower with a pumped smart valve, makes it perfect for loft conversions!



Single outlet bar valve

Upgrade a bar valve to Midas™ shower column

Changing your bar valve? Why not upgrade to a new, multitasking bar valve that offers the versatility of two shower heads? They're ideal for busy family bathrooms and, thanks to the clever retrofit features of bar valve mixers such as Midas™ 110 and 220, installing them is a lot easier than you might think.



REPLACE AN EXPOSED SHOWER WITH AN ASPIRE™ DL OR SIREN™ SL

Replacing an older, exposed shower doesn't need to be difficult when you can use one of Aqualisa's new generation mixer showers. The exposed models of both our Aspire™ DL and Siren™ SL shower ranges feature adjustable inlet centres, ideal for refurbishment projects where a degree of flexibility is required.



EASIER ELECTRIC SHOWERING

If you need to upgrade an electric shower look no further than Quartz™ Electric. The shower has been designed with refits in mind and has an extra roomy 'footprint' to hide all traces of the previous shower. Your installer will also love it as the Quartz™ Electric features two positions for earth connection and will also allow you to use the previous shower's compression elbow, handy for simplifying the replacement procedure.







You have our full support

We pride ourselves on fast, friendly and efficient customer service. So, whether it's a quick question about your new shower, a technical query or if you would like to arrange a visit from one of our nationwide service engineers, simply pick up the phone, email us or visit our website for a live chat. We'll be happy to help, regardless of the age of your shower.



Contact us:

ADVICE AND SUPPORT AND GENERAL ENQUIRIES:

-  Customer Service Helpline:
01959 560 010
-  Switchboard:
01959 560 000
-  Email:
enquiries@aqualisa.co.uk
-  Website:
www.aqualisa.co.uk
-  Live chat:
www.aqualisa.co.uk
-  Customer Service webpage:
www.aqualisa.co.uk/customer-care

Our telephone lines are open Monday to Friday, 8am to 5pm.
We are closed on Bank Holidays, Saturdays and Sundays.

FREE INSTALLER TRAINING

Join 1000's of installers who have benefitted from Aqualisa Installer training. For further information visit www.aqualisa.co.uk/training or call our training team on **01959 560 042**





AQUALISA FREE GUARANTEE

Tyler, deep sea diver, shower lover

We pride ourselves on quality workmanship, engineering innovation and excellent Customer Service. Our products are covered with a manufacturer's free 1 year guarantee which can be extended up to 5 years, unlike many other manufacturers.

When you register your shower, you can easily increase your FREE guarantee to 2, 3 or even 5 years dependent on the product. Registering your shower ensures you are covered, giving you access to our dedicated UK Customer Care team and specialist engineers.

INCREASE
YOUR FREE
GUARANTEE
UP TO
5 YEARS

*Please see our website for details and full Terms and Conditions.

PREMIUM SERVICE

Your shower is just as important to us as it is to you. Our UK Customer Care team, based in Westerham, Kent, are a friendly team of shower experts on hand to answer your queries. Our commitment to rapid response means they will assist you quickly and professionally when you need any help.

DEDICATED SUPPORT ENGINEERS

We offer nationwide coverage with our team of Aqualisa trained and approved service engineers. They are experienced and qualified engineers who fulfil the Aqualisa Customer Care promise, ensuring that our reputation for both quality and service is maintained at all times.

*For more information, terms and conditions, visit www.aqualisa.co.uk/customer-care/warranty

1
YEAR
GUARANTEE

All products
before
registration
Any products
used in a
non-residential
environment

Aqualisa products are covered by a 1-year guarantee period. Please visit our website regarding the guarantee periods available once you register your product.

AQUALISA

Aqualisa Products Limited
The Flyers Way
Westerham
Kent TN16 1DE

Customer Service and Technical Helpline: 01959 560 010
Brochure request line: 0800 652 3669
Website: www.aqualisa.co.uk
Email: enquiries@aqualisa.co.uk



The company reserves the right to alter, change or modify the product or product specifications without prior warning. Please refer to the installation guides for technical information.
Registered Trademark Aqualisa Products Limited.

Copyright © Aqualisa 2018. All rights reserved. No part of this brochure may be reproduced whether by copying or storing in any medium, electronic or otherwise, without the express permission of Aqualisa subject to any contrary provision under the Copyright, Designs and Patents Act 1988. Any unauthorised reproduction of any part of this brochure may lead to a civil claim for damages or criminal prosecution.
Errors and omissions excepted, prices correct at time of print.