

# AQUALISA

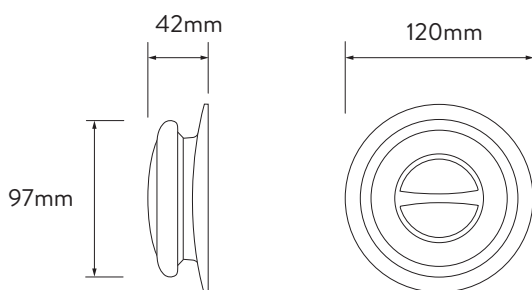
QZD.A2.EV.  
DVBTX.14

## QUARTZ™ SMART DUAL OUTLET EXPOSED

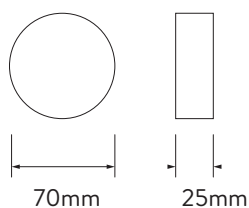
WITH ADJUSTABLE HEAD AND BATH OVERFLOW  
FILLER - GRAVITY PUMPED

### DIMENSIONAL DRAWINGS

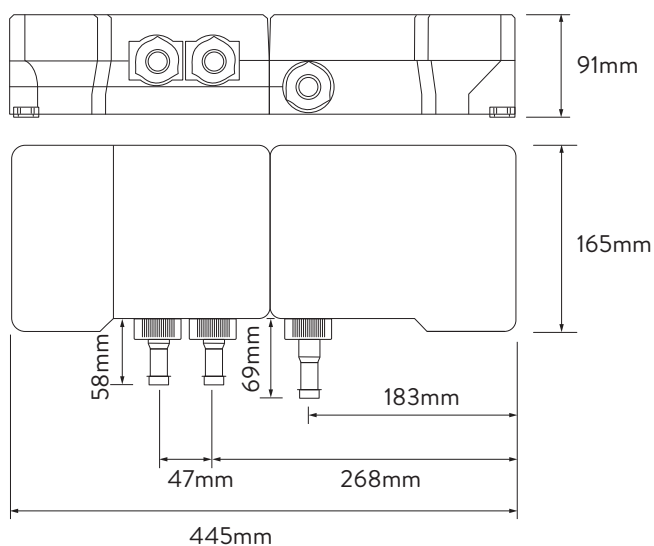
#### CONTROLLER



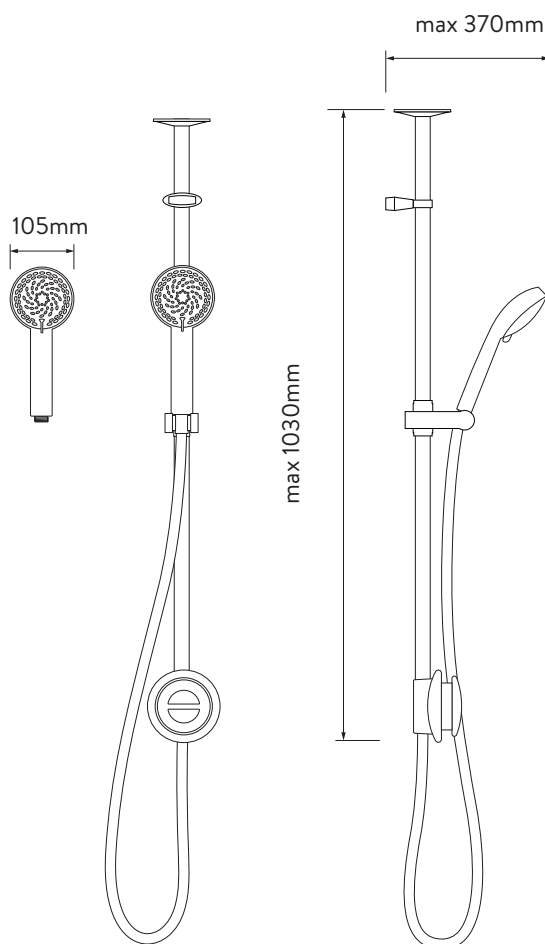
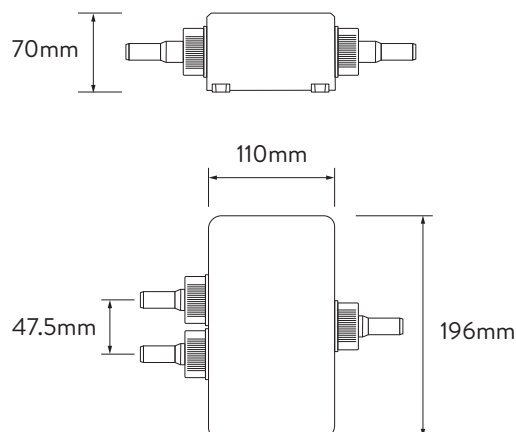
#### BATH OVERFLOW FILLER



#### PROCESSOR



#### DIVERTER



# AQUALISA

QZD.A2.EV.  
DVBTX.14

# QUARTZ™ SMART DUAL OUTLET EXPOSED

WITH ADJUSTABLE HEAD AND BATH OVERFLOW  
FILLER - GRAVITY PUMPED

## TECHNICAL SPECIFICATIONS

MINIMUM PRESSURE REQUIREMENTS	Processor must be sited no higher than the base level of the cistern (Gravity Pumped)
MAXIMUM PRESSURE REQUIREMENTS	1bar (Gravity Pumped)
PROCESSOR INLET FITTING CONNECTIONS	15mm push fit
VALVE INLET CENTRES	48mm
INLET SUPPLY POSITIONS	Hot right, cold left
PROCESSOR OUTLET FITTING CONNECTION	15mm push fit
PERMISSIBLE PROCESSOR SITTING LOCATION	Loft, airing cupboard, under bath
SUPPLY TEMPERATURE	Cold inlet temperature 1°C (minimum) Cold inlet temperature 15°C (maximum) Hot inlet temperature 65°C (maximum)
WATER SYSTEM	Gravity Pumped
FEATURES	One touch start/stop control
	LED display indicates when pre-selected temperature has been reached
	Compatible with wired and wireless remote controls
	4 spray patterns (adjustable head) including eco-spray option
	On installation, you can select the shower outlet you want to start first every time
	Digital diverter technology
COLOUR	Chrome
GUARANTEE PERIOD	5-year guarantee
	2-year guarantee
APPROVALS	CE Marking
	BEAB