

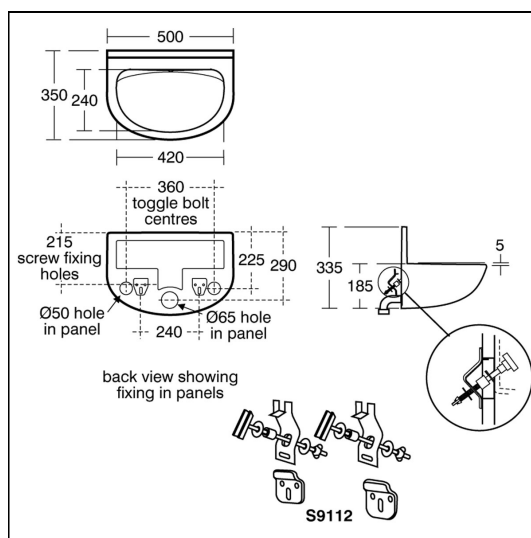
Contour 21 Washbasin 50cm With Upright No TH No CH No O/F

ILLUSTRATED

- S2144** (LB H M) Contour 21 back outlet washbasin, 50cm with 150mm upstand splashback, no tapholes, no overflow, no chainstay hole
- A6711** (TB-H2A) Markwik 21 integral thermostat, demountable panel mixer, single sequential lever, detachable spout and Armitage Bioguard outlet fitted, short spout
- S8750** Waste 1½" outlet adaptor for all Contour back outlet washbasins
- S8920** (TRR1/P) Trap 1½" plastic resealing bottle, 75mm seal, multi-purpose outlet
- S9112** Concealed hangers pressed Steel, toggle bolts and clips for Contour washbasins

OPTIONS

- S8746** Plastic strainer for back outlet washbasins
- A6252** (TB H6) Spout 1070mm for Markwik 21 mixer, fitted with interchangeable Armitage Bioguard filter
- A6256** Filter Adaptor for Markwik 21 demountable mixer spout
- F960847** Nozzle Anti-Pseudomonas outlet for Markwik 21
- A4846** Sensorflow 21 compact tubular panel mounted 150mm projection spout, anti splash or anti vandal laminar flow outlet, integral sensor, copper tube inlets, mains
- A4847** Sensorflow 21 compact tubular panel mounted 150mm projection spout, anti splash or anti vandal laminar flow outlet, integral sensor, copper tube inlets, link
- A4845** Sensorflow 21 compact tubular panel mounted 150mm projection spout, anti splash or anti vandal laminar flow outlet, integral sensor, copper tube inlets, battery
- A6243** (TB-H2A) Markwik 21 integral thermostat, demountable panel mixer, single sequential lever, detachable spout and Armitage Bioguard outlet fitted
- A5900** TMV Thermostatic mixing valve 15mm



FEATURES

ILLUSTRATED PRODUCT DETAILS

Sizes

S2144 w:500 x d:350






Weights

S2144 14.00 KG
A6711 4.00 KG
S8750 0.17 KG
S8920 2.00 KG
S9112 0.47 KG

Materials

S2144 Vitreous China
A6711 Chrome Plated Brass
S8750 Plastic
S8920 Plastic
S9112 Metal

Finishes

S2144  White (01)
A6711  Chrome (AA)
S8750  Neutral / No Finish (67)
S8920  Neutral / No Finish (67)
S9112  Neutral / No Finish (67)

Flow rates

A6711 7.5 Litres per minute @ 3 bar pressure

Designer

Robin Leven, RDI



Contour 21 Washbasin 50cm With Upstand No TH No CH No O/F

Special Notes

Toggle bolts and outlet adaptor suitable for maximum panel thickness of 18mm. For use in connection with washing associated with clinical procedures. Suggested rim height 780-800mm. Washbasin wall mounted using S9112 hangers with additional toggle bolt and clips when panel mounted. Suitable for dedicated wall mounted taps will need to be positioned sufficiently above the upstand to a maximum of 200mm from base of outlet to lip of washbasin.