

Sandringham 21 Handrinse Washbasin, 35cm LH Taphole

ILLUSTRATED

E8929	Sandringham 21 handrinse washbasin 35cm, left hand taphole, with overflow no chainstay hole
B3307	Sandringham SL 21 basin mixer no waste with 5lpm eco flow regulator
S8722	Waste 1¼" brass strainer waste, 80mm slotted tail
S8900	Trap 1¼" metal bottle, 75mm seal, outlet screwed 1¼" BSP male with compression nut and ring
E5010	Pair Steel Wall Hangers

OPTIONS

E0157	Wall fixing set
B3306	Sandringham SL 21 basin mixer with pop up waste and 5lpm eco flow regulator
B3308	Sandringham SL 21 basin mixer with weighted chain and 5lpm eco flow regulator
S8733	Waste 1¼" brass anti theft swivel plug waste, 80mm slotted tail
S8737	Waste 1¼" brass anti theft waste with captive plug, no chain, 80mm slotted tail
S9005	Volume Control valve ½" with screwdriver control, inlet and outlet for 15mm copper
A5900	TMV Thermostatic mixing valve 15mm
S8920	Trap 1¼" plastic resealing bottle, 75mm seal, multi-purpose outlet
S8910	Trap 1¼" plastic bottle, 75mm seal, multi-purpose outlet

ILLUSTRATED PRODUCT DETAILS

Sizes

E8929 w:350 x d:260






Weights

E8929	6.50 KG
B3307	1.13 KG
S8722	0.22 KG
S8900	0.54 KG
E5010	0.10 KG

Materials

E8929	Vitreous China
B3307	Chrome Plated Brass
S8722	Chrome Plated Metal
S8900	Chrome Plated Metal
E5010	Metal

Finishes

E8929	 White (01)
B3307	 Chrome (AA)
S8722	 Chrome (AA)
S8900	 Chrome (AA)
E5010	 Neutral / No Finish (67)

Capacity

E8929 1.6 litres

Flow rates

B3307 5 Litres per minute @ 3 bar pressure

Special Notes

Washbasin wall mounted using E5010 wall hangers and screwed to wall using 2 screws (not supplied) or E0157 wall fixing bolts and screwed to wall using 2 screws (not supplied).

