

Sandringham 21 Handrinse Washbasin, 35cm RH Taphole

ILLUSTRATED

E8928	Sandringham 21 handrinse washbasin 35cm, right hand taphole, with overflow no chainstay hole
B3307	Sandringham SL 21 basin mixer no waste with 5lpm eco flow regulator
S8722	Waste 1½" brass strainer waste, 80mm slotted tail
S8900	Trap 1½" metal bottle, 75mm seal, outlet screwed 1½" BSP male with compression nut and ring
E5010	Pair Steel Wall Hangers

OPTIONS

E0157	Wall fixing set
B3306	Sandringham SL 21 basin mixer with pop up waste and 5lpm eco flow regulator
B3308	Sandringham SL 21 basin mixer with weighted chain and 5lpm eco flow regulator
S8733	Waste 1½" brass anti theft swivel plug waste, 80mm slotted tail
S8737	Waste 1½" brass anti theft waste with captive plug, no chain, 80mm slotted tail
S8920	Trap 1½" plastic resealing bottle, 75mm seal, multi-purpose outlet
S8910	Trap 1½" plastic bottle, 75mm seal, multi-purpose outlet

ILLUSTRATED PRODUCT DETAILS

Sizes

E8928 w:350 x d:260

Weights

E8928 6.50 KG

B3307 1.13 KG

S8722 0.22 KG

S8900 0.54 KG

E5010 0.10 KG

Materials

E8928 Vitreous China


B3307 Chrome Plated Brass

S8722 Chrome Plated Metal

S8900 Chrome Plated Metal

E5010 Metal


Finishes

E8928  White (01)

B3307  Chrome (AA)

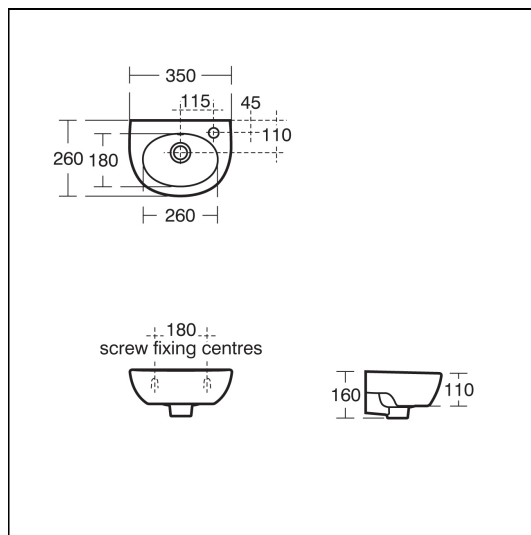
S8722  Chrome (AA)

S8900  Chrome (AA)

E5010  Neutral / No Finish (67)

Flow rates

B3307 5 Litres per minute @ 3 bar pressure



Special Notes

Washbasin wall mounted using E5010 wall hangers and screwed to wall using 2 screws (not supplied) or E0157 wall fixing bolts and screwed to wall using 2 screws (not supplied).