

# Contour 21 Handrinse Washbasin 37cm 1 Taphole No Overflow Or Chainstay Hole Bottom Outlet

## ILLUSTRATED

- S2122** Contour 21 37cm handrinse washbasin, 1 taphole, no overflow, no chainstay hole, bottom outlet
- S9110** Hangers concealed, Steel
- A6697** Contour 21+ 1 hole thermostatic basin mixer, single sequential lever with copper tails
- S8810** Waste 1¼" plastic strainer, dished pattern 80mm unslotted tail
- S8900** Trap 1¼" metal bottle, 75mm seal, outlet screwed 1¼" BSP male with compression nut and ring

## OPTIONS

- A6698** Contour 21+ 1 hole thermostatic basin mixer, single sequential lever with flexible tails
- A6790** Contour 21+ Outline 1 hole thermostatic basin mixer, single sequential lever with flexible tails

## ILLUSTRATED PRODUCT DETAILS

### Sizes

**S2122** w:370 x d:310

### Weights

**S2122** 8.20 KG

**S9110** 0.24 KG

**A6697** 2.10 KG

**S8810** 0.04 KG

**S8900** 0.54 KG

### Materials

**S2122** Vitreous China


**S9110** Metal


**A6697** Chrome Plated Brass

**S8810** Plastic


**S8900** Chrome Plated Metal

### Finishes

**S2122**  White (01)

**S9110**  Neutral / No Finish (67)

**A6697**  Chrome (AA)

**S8810**  White (01)

**S8900**  Chrome (AA)

### Capacity

**S2122** 4.5 litres

### Flow rates

**A6697** 3.9 Litres per minute @ 3 bar pressure

### Designer

Robin Levien, RDI

### Standards

Washbasin to BS EN 14688 & BS EN 31

### Special Notes

Recommended fixing heights (floor to front rim);

Nursery use 600mm

Infant use 700mm

Junior use 750mm

Senior/adult use 780-800mm.

Washbasin wall mounted using S9110 wall hangers and screwed to wall using 2 screws (not supplied)

