

# Cherwell 21 Round 38cm Under-countertop Washbasin, Overflow

## ILLUSTRATED

- S2687** Cherwell 21 Round 38cm under-countertop washbasin with overflow
- A4852** Sensorflow 21 compact washbasin mounted spout integral sensor servicing valve and filter, copper tube inlets, mains
- S8722** Waste 1¼" brass strainer waste, 80mm slotted tail
- S8920** Trap 1¼" plastic resealing bottle, 75mm seal, multi-purpose outlet

## OPTIONS

- A4851** Sensorflow 21 compact washbasin mounted spout integral sensor servicing valve and filter, copper tube inlets, battery
- A4853** Sensorflow 21 compact washbasin mounted spout integral sensor servicing valve and filter, copper tube inlets, link

## ILLUSTRATED PRODUCT DETAILS

### Sizes

**S2687** w:400 x d:400





### Weights

- S2687** 5.05 KG
- A4852** 1.60 KG
- S8722** 0.22 KG
- S8920** 2.00 KG

### Materials

- S2687** Fine Fireclay
- A4852** Chrome Plated Brass
- S8722** Chrome Plated Metal
- S8920** Plastic

### Finishes

- S2687**  White (01)
- A4852**  Chrome (AA)
- S8722**  Chrome (AA)
- S8920**  Neutral / No Finish (67)

### Capacity

- S2687** 3.0 litres
- A4852** 3.7 Litres per minute @ 3 bar pressure

### Flow rates

**Designer**  
Robin Levien, RDI

## FINISH OPTIONS



### Standards

Washbasin to BS EN 14688 & BS EN 31

### Special Notes

This washbasin is not suitable for separate pillar taps. Washbasin mounted on underside of countertop using fixing clips provided. Joint sealed using waterproof sealant (not supplied).

Consideration should be given to safe hot water delivery and the use of an appropriate temperature reduction device see A5900AA

