

Contour 21 50cm Under-Countertop Washbasin, With Overflow, Unglazed Rim

ILLUSTRATED

- S2496** Contour 21 50cm under-countertop washbasin with overflow, unglazed rim
- A4852** Sensorflow 21 compact washbasin mounted spout integral sensor servicing valve and filter, copper tube inlets, mains
- S8722** Waste 1¼" brass strainer waste, 80mm slotted tail
- S8910** Trap 1¼" plastic bottle, 75mm seal, multi-purpose outlet

OPTIONS

- A4851** Sensorflow 21 compact washbasin mounted spout integral sensor servicing valve and filter, copper tube inlets, battery
- A4853** Sensorflow 21 compact washbasin mounted spout integral sensor servicing valve and filter, copper tube inlets, link

ILLUSTRATED PRODUCT DETAILS

Sizes

S2496 w:550 x d:350





Weights

- S2496** 8.59 KG
- A4852** 1.60 KG
- S8722** 0.22 KG
- S8910** 0.20 KG

Materials

- S2496** Fine Fireclay
- A4852** Chrome Plated Brass
- S8722** Chrome Plated Metal
- S8910** Plastic

Finishes

- S2496**  White (01)
- A4852**  Chrome (AA)
- S8722**  Chrome (AA)
- S8910**  Neutral / No Finish (67)

Capacity

S2496 5.2 litres

Flow rates

A4852 3.7 Litres per minute @ 3 bar pressure

FINISH OPTIONS



Standards

Vitreous china to BS 3402. Washbasin to BS EN 14688 & BS EN 31

Special Notes

This washbasin is not suitable for separate pillar taps. Washbasin mounted on underside of countertop using S9118 fixing clips. Joint sealed using waterproof sealant (not supplied).

Consideration should be given to safe hot water delivery and the use of an appropriate temperature reduction device see A5900AA

