

Portman 21 Washbasin 50cm 2 Taphole With Overflow No Chainstay Hole

ILLUSTRATED

| | |
|--------------|--|
| S2310 | Portman 21 washbasin 50cm, 2 tapholes with overflow |
| B8267 | Avon 21 washbasin inclined pillar taps (pair) with dual Hot and Cold indices per tap, self closing push button non concussive, water saving anti-vandal nozzle regulated to 3.7 litres per minute maximum. Alternative low pressure outlet option. |
| S8722 | Waste 1½" brass strainer waste, 80mm slotted tail |
| S8920 | Trap 1½" plastic resealing bottle, 75mm seal, multi-purpose outlet |

OPTIONS

| | |
|--------------|---|
| E0157 | Wall fixing set |
| E0062 | Basin fixing set for IPS panels or block walls |
| B9881 | Sandringham 21 washbasin pillar taps, lever handles |
| S8737 | Waste 1½" brass anti theft waste with captive plug, no chain, 80mm slotted tail |
| S8733 | Waste 1½" brass anti theft swivel plug waste, 80mm slotted tail |
| A5900 | TMV Thermostatic mixing valve 15mm |

ILLUSTRATED PRODUCT DETAILS

Sizes

| | |
|--------------|-------------|
| S2310 | w:50 x d:42 |
|--------------|-------------|





Weights

| | |
|--------------|----------|
| S2310 | 12.73 KG |
| B8267 | 2.25 KG |
| S8722 | 0.22 KG |
| S8920 | 2.00 KG |

Materials

| | |
|--------------|---------------------|
| S2310 | Vitreous China |
| B8267 | Chrome Plated Brass |
| S8722 | Chrome Plated Metal |
| S8920 | Plastic |

Finishes

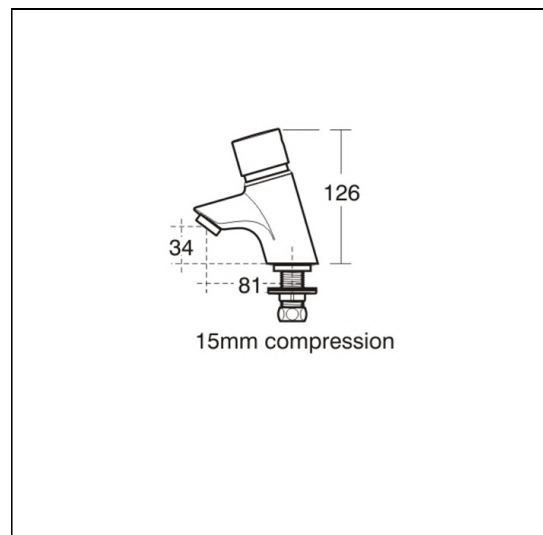
| | |
|--------------|--|
| S2310 |  White (01) |
| B8267 |  Chrome (AA) |
| S8722 |  Chrome (AA) |
| S8920 |  Neutral / No Finish (67) |

Flow rates

| | |
|--------------|--|
| B8267 | 3.7 Litres per minute @ 3 bar pressure |
|--------------|--|

Special Notes

S9137 Bracket for 50cm basins
 Recommended fixing heights (floor to front rim);
 Nursery use 600mm
 Infant use 700mm
 Junior use 750mm
 Senior/adult use 780-800mm.
 Washbasin wall mounted using E015767 wall fixing set or panel mounted using E006267 fixing set



FEATURES

