

## Sandringham 21 Handrinse Washbasin 45cm 2 Tapholes

### ILLUSTRATED

<b>E8936</b>	Sandringham 21 handrinse washbasin 45cm, 2 tapholes, with overflow and chainstay hole
<b>E8976</b>	Sandringham 21 pedestal
<b>B9865</b>	Sandringham 21 Washbasin Pillar Taps
<b>S8800</b>	Waste 1¼" plastic waste with bead chain and plug, 80mm slotted tail, bolt stay
<b>S8950</b>	Trap 1¼" plastic P for use with cloakroom pedestal

### OPTIONS

<b>E0157</b>	Wall fixing set
--------------	-----------------

### ILLUSTRATED PRODUCT DETAILS

#### Sizes

<b>E8936</b>	w:450 x d:350
--------------	---------------






#### Weights

<b>E8936</b>	10.30 KG
<b>E8976</b>	10.28 KG
<b>B9865</b>	1.05 KG
<b>S8800</b>	0.08 KG
<b>S8950</b>	1.00 KG

#### Materials

<b>E8936</b>	Vitreous China
<b>E8976</b>	Vitreous China
<b>B9865</b>	Chrome Plated Brass
<b>S8800</b>	Chrome Plated Plastic
<b>S8950</b>	Plastic

#### Finishes

<b>E8936</b>	 White (01)
<b>E8976</b>	 White (01)
<b>B9865</b>	 Chrome (AA)
<b>S8800</b>	 Chrome (AA)
<b>S8950</b>	 Neutral / No Finish (67)

#### Flow rates

<b>B9865</b>	13 Litres per minute @ 3 bar pressure
--------------	---------------------------------------

#### Special Notes

Washbasin wall mounted using E0157 wall fixing set or full pedestal mounted using 2 screws through back of basin (not supplied).

