

## Sandringham 21 Washbasin 50cm 1 Taphole

### ILLUSTRATED

<b>E8945</b>	Sandringham 21 washbasin 50cm, 1 taphole, with overflow no chainstay hole
<b>E8976</b>	Sandringham 21 pedestal
<b>B9868</b>	Sandringham 21 washbasin mixer with pop-up waste
<b>S8920</b>	Trap 1½" plastic resealing bottle, 75mm seal, multi-purpose outlet

### OPTIONS

<b>E0157</b>	Wall fixing set
<b>B9867</b>	Sandringham 21 washbasin mixer 1 taphole
<b>B9869</b>	Sandringham 21 washbasin mixer with weighted chain & plug waste
<b>S8722</b>	Waste 1½" brass strainer waste, 80mm slotted tail
<b>S8733</b>	Waste 1½" brass anti theft swivel plug waste, 80mm slotted tail
<b>S8737</b>	Waste 1½" brass anti theft waste with captive plug, no chain, 80mm slotted tail
<b>A5900</b>	TMV Thermostatic mixing valve 15mm
<b>S8910</b>	Trap 1½" plastic bottle, 75mm seal, multi-purpose outlet

### ILLUSTRATED PRODUCT DETAILS

#### Sizes

**E8945** w:500 x d:440

#### Weights

**E8945** 15.00 KG

**E8976** 10.28 KG

**B9868** 1.45 KG

**S8920** 2.00 KG

#### Materials


**E8945** Vitreous China


**E8976** Vitreous China

**B9868** Chrome Plated Brass


**S8920** Plastic

#### Finishes

**E8945**  White (01)

**E8976**  White (01)

**B9868**  Chrome (AA)

**S8920**  Neutral / No Finish (67)

#### Capacity

**E8945** 3.4 litres

#### Flow rates

**B9868** 4.8 Litres per minute @ 3 bar pressure

#### Special Notes

Washbasin wall mounted using E0157 wall fixing set or full pedestal mounted using 2 screws through back of basin (not supplied).

