

Sandringham 21 Semi-Countertop Washbasin, 50cm 1 Taphole

ILLUSTRATED

- E8958** Sandringham 21 50cm semi-countertop washbasin, 1 taphole with overflow no chainstay hole
- B9868** Sandringham 21 washbasin mixer with pop-up waste
- S8920** Trap 1¼" plastic resealing bottle, 75mm seal, multi-purpose outlet

OPTIONS

- E0157** Wall fixing set
- B9867** Sandringham 21 washbasin mixer 1 taphole
- B9869** Sandringham 21 washbasin mixer with weighted chain & plug waste
- S8733** Waste 1¼" brass anti theft swivel plug waste, 80mm slotted tail
- S8722** Waste 1¼" brass strainer waste, 80mm slotted tail
- S8737** Waste 1¼" brass anti theft waste with captive plug, no chain, 80mm slotted tail
- S8910** Trap 1¼" plastic bottle, 75mm seal, multi-purpose outlet



ILLUSTRATED PRODUCT DETAILS

Sizes

E8958 w:500 x d:440




Weights

E8958 13.39 KG
B9868 1.45 KG
S8920 2.00 KG

Materials

E8958 Vitreous China
B9868 Chrome Plated Brass
S8920 Plastic

Finishes

- E8958**  White (01)
- B9868**  Chrome (AA)
- S8920**  Neutral / No Finish (67)

Capacity

E8958 3.7 litres

Flow rates

B9868 4.8 Litres per minute @ 3 bar pressure

Special Notes

Washbasin fixed to countertop with securing clips provided. Joint sealed with waterproof sealant (not supplied).

