

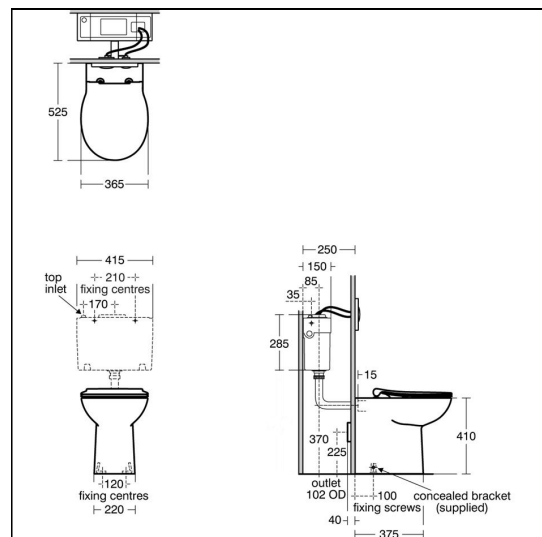
## Contour 21+ Back-to-Wall Rimless Toilet

### ILLUSTRATED

- S0439** Contour 21+ back-to-wall rimless toilet bowl with raised horizontal outlet and anti-microbial glaze
- S3643** Conceala 2 4.5/3 or 4/2.6 litre cistern, dual flush valve, side supply, internal overflow, alternative height plastic flushbends, no flushplate/button
- S0670** Contour 21+ toilet seat and cover, slim, slow close
- E4463** Karisma flush plate, dual flush, unbranded for Conceala 2 cisterns

### OPTIONS

- R0158** Prosys electronic conversion kit for proximity actuated flushplates (Altes & Symfo) (120 depth frames and cisterns only)
- R0099** Prosys electronic conversion kit for infra-red actuated flushplates (Septa Pro E1 & E2) (120 depth frames and cisterns only)
- R0137** Septa Pro inspection plate white
- S3617** Conceala 2 4.5 or 6 litre cistern, single flush syphon, side supply, internal overflow, plastic flushbend and long CP lever
- S3640** Conceala 2 4.5 litre cistern, single flush valve, side supply, internal overflow and alternative height plastic flushbends
- R0317** Prosys 120 depth WC cistern, mechanical, front actuation
- R0318** Prosys 120 depth WC cistern, pneumatic, front actuation
- S4066** Contour 21 toilet seat only, top fixing hinges and retaining buffers
- S4065** Contour 21 toilet seat and cover, top fixing hinges
- S4512** Finger push button pneumatic, stainless steel for 31mm maximum thickness partition
- S4513** Palm push button pneumatic, stainless steel for 31mm maximum thickness partition
- S0767** Oleas M2 mechanical dual flushplate Armitage Shanks - white
- S0858** Septa Pro M1 mechanical metal dual flushplate Armitage Shanks
- S0859** Septa Pro M2 mechanical metal single flushplate Armitage Shanks
- S0775** Septa Pro P1 pneumatic metal dual flushplate Armitage Shanks
- S0860** Septa Pro P2 pneumatic metal dual small flushplate Armitage Shanks
- S0776** Septa Pro P3 pneumatic metal single small flushplate Armitage Shanks
- R0136** Septa Pro P4 pneumatic metal dual small flushplate with raised adjustable buttons
- P0109** Septa Pro XS pneumatic push button no logo - chrome
- S0772** Septa Pro E1 electronic (infrared) & manual metal dual flushplate Armitage Shanks
- S0773** Septa Pro E2 electronic (infrared) metal dual flushplate Armitage Shanks
- R0130** Altes NT1 electronic (proximity) ceramic dual flushplate



### FEATURES



## Contour 21+ Back-to-Wall Rimless Toilet

	Ideal Standard - white
<b>R0129</b>	Symfo NT1 electronic (proximity) glass dual flushplate Ideal Standard - white
<b>S0857</b>	Oleas P2 pneumatic dual flushplate Armitage Shanks - chrome
<b>S4305</b>	Panekta outlet connector to convert horizontal outlet wcs to P trap
<b>S4300</b>	Panekta outlet connector to convert horizontal outlet wcs to S or turned P trap

### ILLUSTRATED PRODUCT DETAILS





#### Weights

<b>S0439</b>	23.90 KG
<b>S3643</b>	2.70 KG
<b>E4463</b>	0.20 KG

#### Materials

<b>S0439</b>	Vitreous China
<b>S3643</b>	Plastic
<b>S0670</b>	Plastic
<b>E4463</b>	Chrome Plated Plastic

#### Finishes

<b>S0439</b>		White with SmartGuard (HY)
<b>S3643</b>		Neutral / No Finish (67)
<b>S0670</b>		White (01)
<b>E4463</b>		Chrome (AA)

#### Capacity


<b>S3643</b>	4.0 litres
--------------	------------

#### Designer

Robin Levien, RDI

### FINISH OPTIONS

  
(HY) White with SmartGuard

  
(01) White

  
(AA) Chrome

  
(GN) Ultra Steel

#### Standards

WC bowl to BS EN 997 & BS EN 33

#### Special Notes

WC bowl screwed to floor using concealed brackets (supplied). When using a lever the concealed cistern should be raised to 565mm from floor to underside of cistern. Oleas, Solea, Altes & Symfo are compatible with Prosys cisterns only. Please see flushplate section for full finish/colour options.