

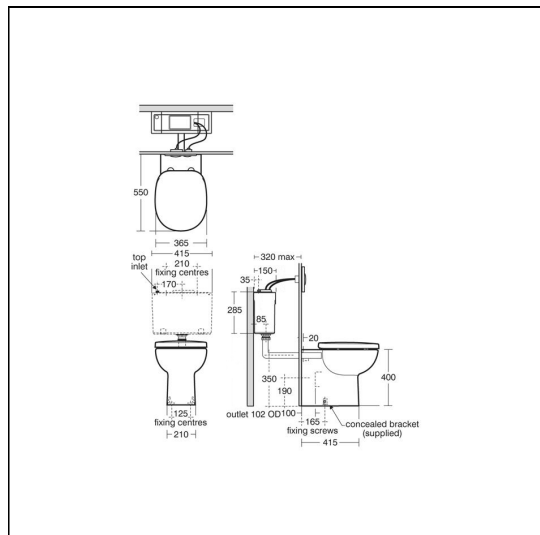
Profile 21 Back-to-Wall Toilet

ILLUSTRATED









- S3095** Profile 21 back-to-wall toilet bowl with horizontal outlet
- S3643** Conceala 2 4.5/3 or 4/2.6 litre cistern, dual flush valve, side supply, internal overflow, alternative height plastic flushbends, no flushplate/button
- S4103** Profile 21 toilet seat and cover
- E4463** Karisma flush plate, dual flush, unbranded for Conceala 2 cisterns

OPTIONS

- R0137** Septa Pro inspection plate white
- E2125** Conceala 2 concealed cistern universal height, side inlet cistern - pneumatic dual flush valve - no flushplate - 6/4 litre flush
- S3640** Conceala 2 4.5 litre cistern, single flush valve, side supply, internal overflow and alternative height plastic flushbends
- S3617** Conceala 2 4.5 or 6 litre cistern, single flush syphon, side supply, internal overflow, plastic flushbend and long CP lever
- R0317** ProSys 120 depth WC cistern, mechanical, front actuation
- R0318** ProSys 120 depth WC cistern, pneumatic, front actuation
- S4102** Profile 21 toilet seat and cover, slow close
- S4513** Palm push button pneumatic, stainless steel for 31mm maximum thickness partition
- S4512** Finger push button pneumatic, stainless steel for 31mm maximum thickness partition
- S4489** Finger push button pneumatic, stainless steel body for 400mm maximum wall thickness
- S0767** Oleas M2 mechanical dual flushplate Armitage Shanks - white
- S0857** Oleas P2 pneumatic dual flushplate Armitage Shanks - chrome
- S0858** Septa Pro M1 mechanical metal dual flushplate Armitage Shanks
- S0859** Septa Pro M2 mechanical metal single flushplate Armitage Shanks
- S0775** Septa Pro P1 pneumatic metal dual flushplate Armitage Shanks
- S0860** Septa Pro P2 pneumatic metal dual small flushplate Armitage Shanks
- S0776** Septa Pro P3 pneumatic metal single small flushplate Armitage Shanks
- R0136** Septa Pro P4 pneumatic dual small flushplate with raised adjustable buttons
- P0109** Septa Pro XS pneumatic push button no logo - chrome
- S0772** Septa Pro E1 electronic (infrared) & manual metal dual flushplate Armitage Shanks
- S0773** Septa Pro E2 electronic (infrared) metal dual flushplate Armitage Shanks



ACCREDITATIONS

- E2125(67)**
Unified Water Label   **6.0** Litres
- S3643(67)**
Unified Water Label   **3.0** Average Flushing Volume (Litres)
- S3640(67)**
Unified Water Label   **4.5** Average Flushing Volume (Litres)
- S3617(67)**
Unified Water Label   **4.5** Average Flushing Volume (Litres)

ILLUSTRATED PRODUCT DETAILS

Weights

Finishes





E: info@idealspec.co.uk | T: 0870 122 8822 | F: 0870 122 8282 | www.idealspec.co.uk

Ideal Standard (UK) Ltd. makes every effort to ensure that the information provided on its website is accurate. However, we cannot guarantee this, and accept no liability for any information or advice given via its website.



Profile 21 Back-to-Wall Toilet

S3095 19.00 KG
S3643 2.70 KG
S4103 2.80 KG
E4463 0.20 KG

S3095  White (01)
S3643  Neutral / No Finish (67)
S4103  White (01)
E4463  Chrome (AA)

Materials

S3095 Vitreous China
S3643 Plastic
S4103 Plastic
E4463 Chrome Plated Plastic

Capacity

S3643 4.0 litres

FINISH OPTIONS


 (AA) Chrome


 (GN) Ultra Steel

Standards

WC bowl to BS EN 997 & BS EN 33

Special Notes

WC bowl screwed to floor using concealed brackets (supplied). Oleas, and Septa Pro flushplates are compatible with Prosys cisterns only. Please see flushplate section for full finish/colour options.