

Portman 21 Washbasin 40cm 1 Taphole No Overflow Or Chainstay Hole

ILLUSTRATED

S2315	Portman 21 washbasin 40cm, 1 taphole, no overflow or chainstay hole
E0157	Wall fixing set
A6697	Contour 21+ 1 hole thermostatic basin mixer, single sequential lever with copper tails
S8720	Waste 1½" brass strainer waste, 80mm unslotted tail
S8920	Trap 1½" plastic resealing bottle, 75mm seal, multi-purpose outlet

OPTIONS

E0062	Basin fixing set for IPS panels or block walls
B8263	Avon 21 1 hole washbasin mixer, self closing push button, variable temperature control with 15mm female connector flexible hoses on inlets. Flow regulated to 3.7 litres per minute maximum to comply with Water Technology List requirements.
A6698	Contour 21+ 1 hole thermostatic basin mixer, single sequential lever with flexible tails
A6790	Contour 21+ Outline 1 hole thermostatic basin mixer, single sequential lever with flexible tails
BC121	Contour 21+ single lever 1 hole basin mixer, no waste, flexible tails
S8734	Waste 1½" brass swivel plug waste, 80mm unslotted tail
S8715	Waste 1½" waste with bead chain & plug 80mm unslotted tail, screw stay
A5900	TMV thermostatic mixing valve, 15mm
S8900	Trap 1½" metal bottle, 75mm seal, outlet screwed 1½" BSP male with compression nut and ring
S9138	Bracket concealed with clamps and centre waste support for Portman 21, 40cm washbasins



FEATURES



ILLUSTRATED PRODUCT DETAILS

Sizes

S2315 w:40 x d:37

Weights

S2315 9.70 KG

E0157 0.16 KG

A6697 2.10 KG

S8720 0.23 KG

S8920 2.00 KG

Materials

S2315 Vitreous China


E0157 Metal


A6697 Chrome Plated Brass

S8720 Chrome Plated

S8920 Plastic


Finishes

S2315  White (01)

E0157  Neutral / No Finish (67)

A6697  Chrome (AA)

S8720  Chrome (AA)

S8920  Neutral / No Finish (67)

Flow rates

A6697 3.9 Litres per minute @ 3 bar pressure

Special Notes

S9138 Bracket for 40cm basins

Recommended fixing heights (floor to front rim);

Nursery use 600mm

E: info@idealspec.co.uk | T: 0870 122 8822 | F: 0870 122 8282 | www.idealspec.co.uk

Ideal Standard (UK) Ltd. makes every effort to ensure that the information provided on its website is accurate. However, we cannot guarantee this, and accept no liability for any information or advice given via its website.

*Armitage
Shanks*

Portman 21 Washbasin 40cm 1 Taphole No Overflow Or Chainstay Hole

Infant use 700mm

Junior use 750mm

Senior/adult use 780-800mm.

Washbasin wall mounted using E015767 wall fixing set or panel mounted using E006267 fixing set