

# Contour 21 Accessible Washbasin 56cm 2 Taphole Overflow & Chainstay Hole

## ILLUSTRATED

- S2166** Contour 21 accessible washbasin, 55cm, 2 tapholes with overflow and chainstay hole
- E0062** Basin fixing set for IPS panels or block walls
- S8800** Waste 1¼" plastic waste with bead chain and plug, 80mm slotted tail, bolt stay
- S8920** Trap 1¼" plastic resealing bottle, 75mm seal, multi-purpose outlet

## OPTIONS

- B1678** Alterna 21 1/2" pillar taps with lever handles (pair)
- S8260** Markwik ½" lever action basin pillar taps
- B9881** Sandringham 21 washbasin pillar taps, lever handles
- E0079** Trap 1¼" Contemporary metal bottle, 75mm seal

## ILLUSTRATED PRODUCT DETAILS

### Sizes

**S2166** w:55 x d:55





### Weights

- S2166** 16.89 KG
- E0062** 0.10 KG
- S8800** 0.08 KG
- S8920** 2.00 KG

### Materials

- S2166** Vitreous China
- E0062** Chrome Plated Metal
- S8800** Chrome Plated Plastic
- S8920** Plastic

### Finishes

- S2166**  White (01)
- E0062**  Neutral / No Finish (67)
- S8800**  Chrome (AA)
- S8920**  Neutral / No Finish (67)

### Designer

Robin Levien, RDI

### Standards

Washbasin to BS EN 14688 & BS EN 31

### Special Notes

Suitable for use with handrinse basins in public areas and Doc M. Satisfies DDA requirements. Single easy use lever operates on/off and temperature control. Eliminates the need for premixed water.

