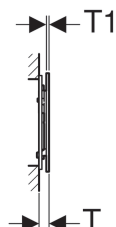
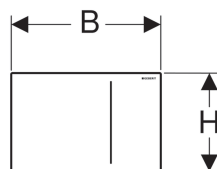



Geberit flush plate Sigma70, for dual flush, for Sigma concealed cistern 8 cm



Application purposes

- For flush actuation with Geberit Sigma concealed cisterns 8 cm
- For flush actuation with high actuating convenience
- Not suitable for public and semipublic areas

Characteristics

- Front actuation
- Low-noise lifting mechanism
- Hydraulic servo lifter for minimum actuation forces
- Flush actuation pneumatic
- Can be installed without tools

Technical data

Flow pressure	1-3 bar
Actuation force	< 10 N

Scope of delivery

- Hydraulic servo lifter
- Water supply connection set
- Protection plate
- Mounting frame
- 2 distance bolts
- Installation accessories

Art. no.	Surface / colour	Material designation	B	H	T	T1
115.627.SI.1	white	Glass	24 cm	15.8 cm	1.1 cm	0.4 cm
115.627.SJ.1	black	Glass	24 cm	15.8 cm	1.1 cm	0.4 cm
115.627.SQ.1	umber	Glass	24 cm	15.8 cm	1.1 cm	0.4 cm
115.627.FW.1	brushed, easy-to-clean coated	Stainless steel	24 cm	15.8 cm	1.1 cm	0.4 cm
115.627.00.1	customised	–	24 cm	15.8 cm	1.1 cm	0.4 cm



- FOR DOMESTIC USE ONLY
- NOT SUITABLE FOR SPECIAL PLATING
- Minimum 1 bar mains constant flow pressure
- Art. no. 115.627.00.1 - for custom-made flush plate i.e. tile to be sourced by customer, minimum dimensions 240 x 158 mm, maximum weight 1.5 kg. Customised inlays can be sourced from DIY Splashbacks - www.diysplashbacks.co.uk/geberit-flush-plates