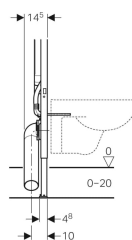
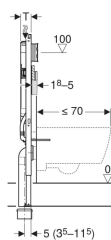
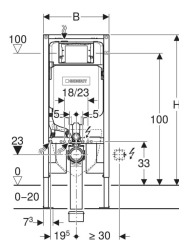


Geberit Duofix element for wall-hung WC, 114 cm, with Sigma concealed cistern 8 cm



Example image



Application purposes

- For drywall construction
- For installation in part or room-height prewall installations
- For installation in room-height installation walls
- For wall-hung WCs with connection dimensions in accordance with EN 33:2011
- For wall-hung WCs with large projection up to 70 cm
- For floor constructions 0–20 cm

Characteristics

- Self-supporting frame, powder-coated
- Frame with ø 9 mm drilling holes for fastening in wood frame construction
- Frame suitable for ceramic WC appliances with small contact surface (with pressure-resistant wall covering)
- Galvanized feet
- Leg supports infinitely variable in height
- Non-slip leg supports
- Foot plate depth suitable for installation in U-profiles UW 50 and Geberit Duofix system rails
- Connection bend can be installed without tools at different depths
- Connection bend can be mounted vertically with front flush
- Waste connector bend, extended, for connection in floor

- Fastening for connection bend, sound-absorbing
- Concealed cistern with front actuation
- Concealed cistern, fully insulated against condensation
- Cistern fulfils standard requirements in accordance with EN 14055, Class II
- Immediate post flush possible with factory setting
- Tool-free installation and maintenance work on concealed cistern
- Water supply connection on the top left
- Protection cover box for service opening protects against moisture and dirt
- Protection box for service opening can be cut to length, suitable for surface-even flush plates
- With conduit pipe for feed pipe for connection of Geberit AquaClean shower toilets
- Fastening option for electrical connection

Technical data

Flow pressure	0.1–10 bar
Maximum operating temperature, water	25 °C
Flush volume, factory setting	5.8 and 3 l
Flush volume large, adjustment range	4.5 / 5.8 l
Flush volume small, adjustment range	3–4 l

Scope of delivery

- Water supply connection Rp 1/2" - R 1/2", compatible with MF, with integrated angle stop valve and hand wheel
- Protection box for service opening
- 2 wall anchors
- 2 fixing brackets
- Connection set for WC, ø 90 mm
- Connection bend 90° made of PE-HD, ø 90 mm
- Adaptor socket made of PE-HD, ø 90 / 110 mm
- 2 protection plugs
- 2 threaded rods M12
- Fastening material

Art. no.	B	H	T	
111.799.00.3	50 cm	114 cm	8 cm	New

Accessories

- Geberit Duofix set of wall anchors for single and system installation
- Set of wall anchors for single installation, for Geberit Duofix element for wall-hung WC, with Sigma concealed cistern 8 cm
- Geberit Duofix fastening material for stud clearance 50–57.5 cm
- Geberit Duofix set of foot extensions for floor construction 20–40 cm