
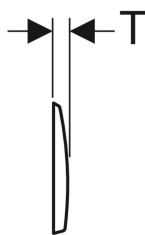
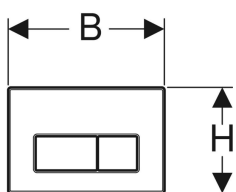


## Geberit Kappa50 flush plate for dual flush



Example image



### Application purposes

- For flush actuation with Kappa concealed cisterns

### Characteristics

- Top/front actuation

### Scope of delivery

- Mounting frame
- 2 distance bolts

- Sound-absorbing actuator rods, tool-free fast adjustment

### Technical data

Actuation force max. | 20 N

- 2 actuator rods
- Fastening material

Art. no.	Colour / surface	Material designation	B	H	T
115.258.00.1	brushed	Stainless steel	21.1 cm	14.2 cm	1.5 cm
115.260.11.1	white	Die-cast zinc	21.1 cm	14.2 cm	1.5 cm
115.260.21.1	gloss chrome-plated	Die-cast zinc	21.1 cm	14.2 cm	1.5 cm
115.260.46.1	matt chrome-plated	Die-cast zinc	21.1 cm	14.2 cm	1.5 cm

### Accessories

- Geberit extension set for Sigma, Omega and Kappa concealed cisterns