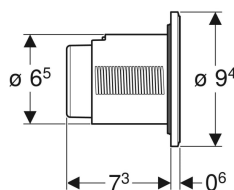
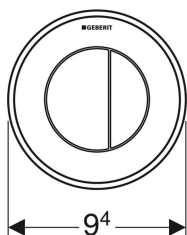


## Geberit Type 10 remote flush actuation, pneumatic, for dual flush, concealed actuator



Example image



### Application purposes

- For pneumatic remote flush actuation of Geberit exposed and concealed cisterns
- For releasing a dual flush
- For solid and drywall construction
- For concealed installation
- For Delta concealed cisterns 12 cm
- For Sigma concealed cisterns 12 cm

- For Omega concealed cisterns 12 cm
- For Kappa concealed cisterns 15 cm

### Characteristics

- Round design


### Technical data

Actuation force | < 25 N

### Scope of delivery

- Actuator
- Pneumatic flushing device
- Pneumatic hose, length 2 m
- Conduit pipe, length 1.7 m
- Flush-mounting box with protection cover
- Fastening material

Art. no.	Colour / surface	Material designation	
116.055.KH.1	Collar and buttons: gloss chrome-plated Design ring: matt chrome-plated	Plastic	
116.055.KJ.1	Collar and buttons: white Design ring: gloss chrome-plated	Plastic	
116.055.KK.1	Collar and buttons: white Design ring: gold-plated	Plastic	
116.055.KM.1	Collar and buttons: black Design ring: gloss chrome-plated	Plastic	
116.055.KN.1	Collar and buttons: matt chrome-plated Design ring: gloss chrome-plated	Plastic	➔
116.055.JQ.1	Collar and buttons: matt chrome-coated, easy-to-clean coated Design ring: polished	Plastic	New
116.055.16.1	Collar and buttons: black matt-coated, easy-to-clean- coated Design ring: black	Plastic	New
116.055.DW.1	Collar and buttons: black Design ring: matt black	Plastic	New



Phasing out



- 74 mm hole required
- Not suitable for use with IPS panels. Please use furniture version