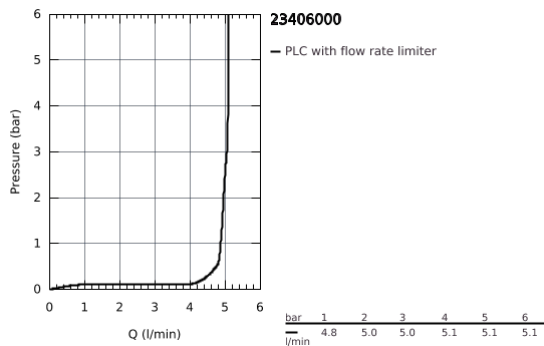
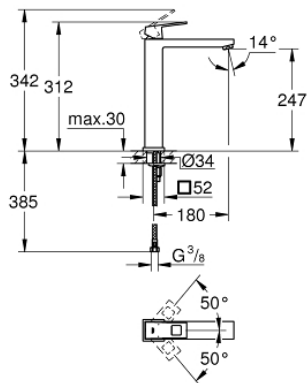


23 406 000 **EUROCUBE BASIN MIXER 1/2" XL-SIZE**

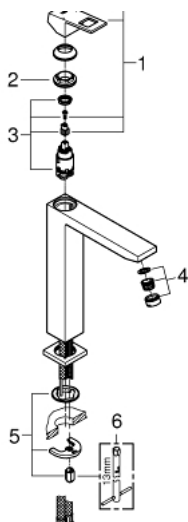


**PRODUCT DESCRIPTION**

- monobloc installation
- metal lever
- **for free-standing basins**
- 28 mm ceramic cartridge with **GROHE SilkMove**
- temperature limiter
- **GROHE StarLight** chrome finish
- **GROHE EcoJoy** SpeedClean mousseur 5.7 l/min
- **GROHE FastFixation Plus** installation system
- smooth body
- flexible connection hoses



23 406 000 **EUROCUBE BASIN MIXER 1/2"**  
**XL-SIZE**



**SPARE PARTS**, January 2013 – now

- 1: Lever (Order-nr. 46786000)
  - 2: retaining ring (Order-nr. 46715000)
  - 3: Cartridge (Order-nr. 46580000)
  - 4: Flow restrictor (Order-nr. 48159000)
  - 5: Shank mounting kit (Order-nr. 46645000)
  - 6: Mounting wrench (Order-nr. 19017000)\*
- \* Optional accessories