


HiB

MAKING
BATHROOMS
BEAUTIFUL

Technical Drawing & FAQ Data Sheets



Nexus Mirror

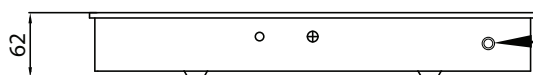

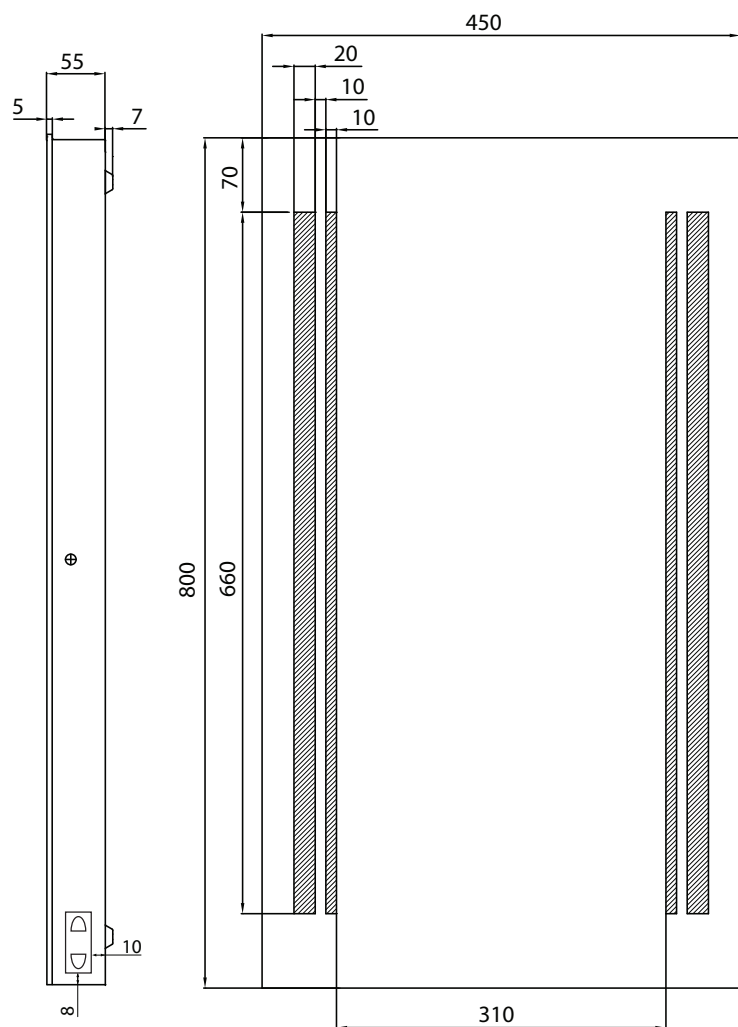
HiB recommend you receive the product before commencing with installation as all sizes and measurements are approximate.
 HiB try and ensure all measurements are as accurate as possible.
 In the interest of continuous product development, HiB reserves the right to alter specification as necessary. E & OE.

Nexus

Art no. 77418000

Front View

Reverse View



Infra red sensor
requires 150mm
clearance from
objects, walls and
surfaces

Electrical output
point 500mm

Electrical Safety Information

HiB recommends that all electrical bathroom products should only be fitted by a suitably qualified, Part P registered electrician in accordance with current IEE regulations.

Ensure mains power supply is switched off before starting installation.

Before drilling, ensure there are no hidden cables or pipes in the wall.

		Version No. 30.03.17
Product	Nexus	
Art. No.	Nexus: 77418000	
Product Description	Portrait steam free LED back-lit mirror with illuminated strips and charging socket.	

Question	Answer
Nett weight (kg)	Nexus: 9.15kg
Light Source	LED
Light Source Average Lifespan	Average: 20,000 hr
Total Rated Wattage (W)	Nexus: 22.5W
Lumens (Lm)	Nexus: 420lm
Kelvins (k)	Nexus: 6400k
Is the mirror dimmable?	No
Energy Rating	Class A
Is the heated pad only on when the mirror is illuminated?	Yes
Does the mirror require an earth connection?	Yes
Can I bypass the sensor so the mirror comes on with the main room light?	Yes
Is it cool white or warm white illumination?	Cool white light only
What IP rating is the mirror?	IP44 rated
What orientation can the mirror be hung?	Nexus portrait hanging only
How long is the warranty?	5 years from date of purchase on silvering coating on mirror only 2 years from date of purchase on electrical components in the mirror

Electrical Safety Information

HiB recommends that all electrical bathroom products should only be fitted by a suitably qualified, Part P registered electrician in accordance with current IEE regulations.

Ensure mains power supply is switched off before starting installation.

Before drilling, ensure there are no hidden cables or pipes in the wall.

HiB recommend you receive the product before commencing with installation as all sizes and measurements are approximate.

HiB try and ensure all measurements are as accurate as possible.

In the interest of continuous product development, HiB reserves the right to alter specification as necessary. E & OE.

T: +44 (0)20 8441 0352 F: +44 (0)208441 0219 E: sales@hib.co.uk W: hib.co.uk

HiB Ltd. Building 3, North London Business Park, Oakleigh Road South, New Southgate, London. N11 1GN