


**HiB**

MAKING  
**BATHROOMS**  
BEAUTIFUL

## Technical Drawing & FAQ Data Sheets

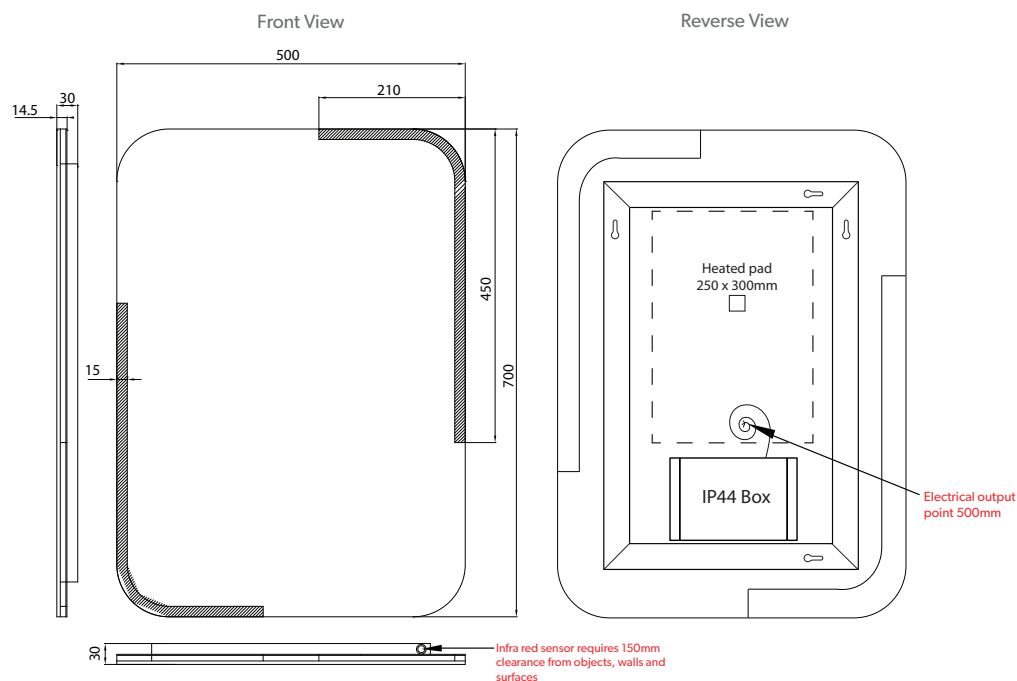


Orb 50  
Orb 60

HiB recommend you receive the product before commencing with installation as all sizes and measurements are approximate. HiB try and ensure all measurements are as accurate as possible. In the interest of continuous product development, HiB reserves the right to alter specification as necessary. E & OE.

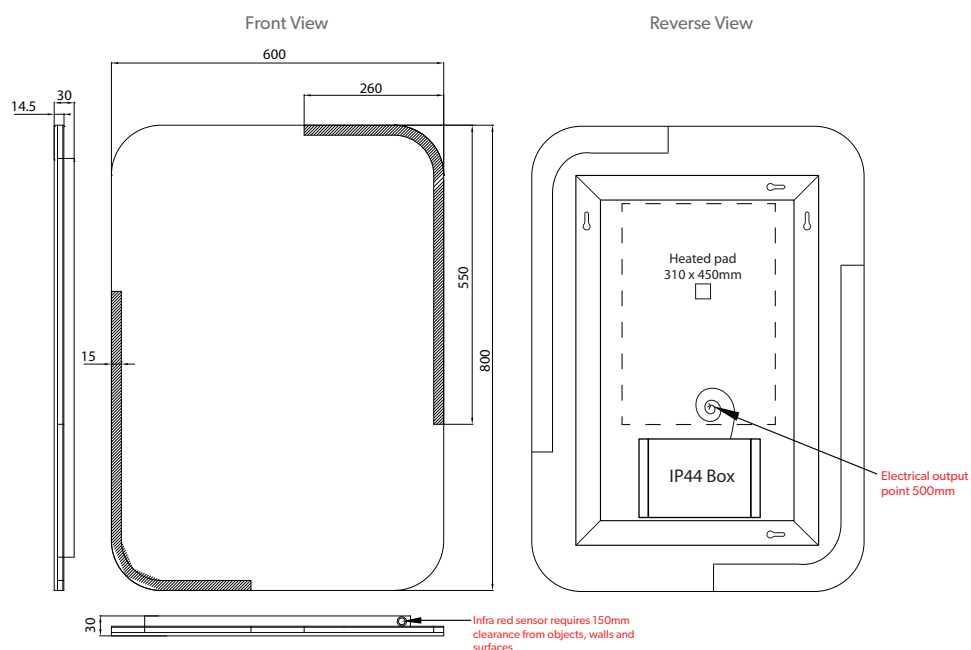
## Orb 50

Art no. 78550000



## Orb 60

Art no. 78650000



### Electrical Safety Information

HiB recommends that all electrical bathroom products should only be fitted by a suitably qualified, Part P registered electrician in accordance with current IEE regulations.

Ensure mains power supply is switched off before starting installation.

Before drilling, ensure there are no hidden cables or pipes in the wall.

		Version No. 29.03.17
Product	Orb 50 & Orb 60	
Art. No.	Orb 50: 78550000 & Orb 60: 78650000	
Product Description	Portrait or landscape LED mirror with ambient lighting, heated pad & sensor switch.	

Question	Answer
Nett weight (kg)	Orb 50: 5.6kg / Orb 60: 7.65kg
Light Source	LED
Light Source Average Lifespan	Average: 20,000 hr
Total Rated Wattage (W)	Orb 50: 30.8W/ Orb 60: 45.4W
Lumens (Lm)	Orb 50: 690lm / Orb 60: 870lm
Kelvins (k)	Orb 50 and Orb 60: 6400k
Is the mirror dimmable?	No
Energy Rating	Class A
Is the heated pad only on when the mirror is illuminated?	Yes
Does the mirror require an earth connection?	Yes
Can I bypass the sensor so the mirror comes on with the main room light?	Yes
Is it cool white or warm white illumination?	Cool white light only
What IP rating is the mirror?	All mirrors are IP44 rated
What orientation can the mirror be hung?	Both Orb 50 and Orb 60 can be hung portrait and landscape
How long is the warranty?	5 years from date of purchase on silvering coating on mirror only 2 years from date of purchase on electrical components in the mirror

## Electrical Safety Information

HiB recommends that all electrical bathroom products should only be fitted by a suitably qualified, Part P registered electrician in accordance with current IEE regulations.

Ensure mains power supply is switched off before starting installation.

Before drilling, ensure there are no hidden cables or pipes in the wall.

**HiB recommend you receive the product before commencing with installation as all sizes and measurements are approximate.**

**HiB try and ensure all measurements are as accurate as possible.**

**In the interest of continuous product development, HiB reserves the right to alter specification as necessary. E & OE.**

T: +44 (0)20 8441 0352 F: +44 (0)208441 0219 E: sales@hib.co.uk W: hib.co.uk

HiB Ltd. Building 3, North London Business Park, Oakleigh Road South, New Southgate, London. N11 1GN