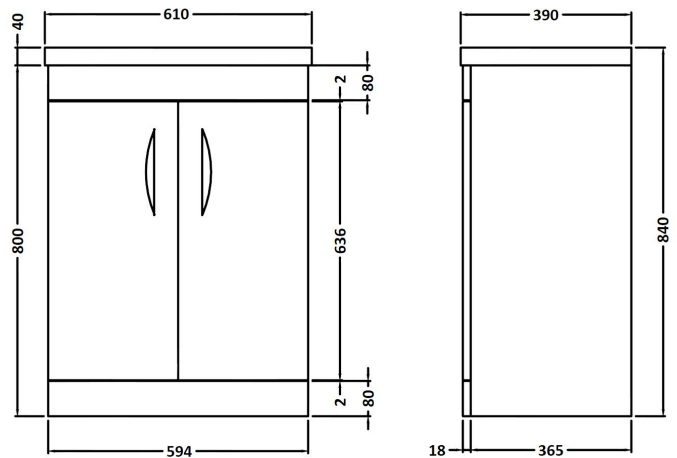


CUSTOMER DATA SHEET

SALES CODE: MEM426E

DESCRIPTION: Memoir Fs 600mm Basin Unit - Option 1



OVERALL PRODUCT DIMENSIONS

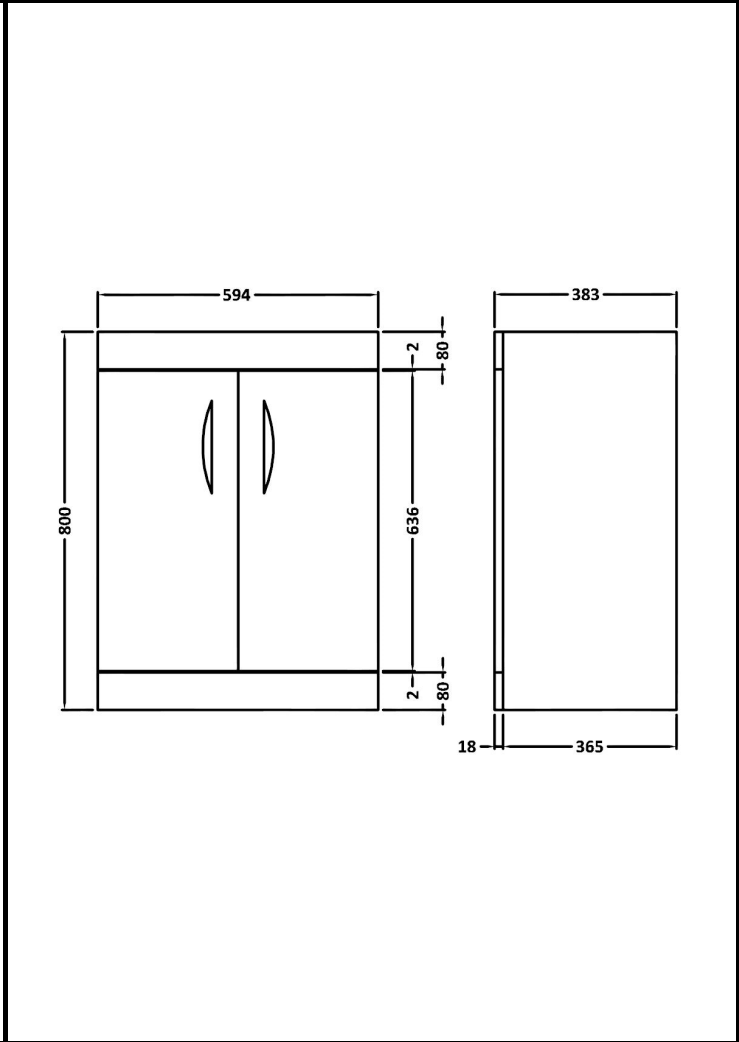
| Length (mm) | Width (mm) | Depth (mm) |
|-------------|------------|------------|
| 550 | 550 | 550 |

PACKAGING DETAILS

| | | |
|-------------------|-----|---------|
| No of Packs | 2 | Barcode |
| Combined Wgt (kg) | 0.1 | |

CUSTOMER DATA SHEET - FURNITURE

| | |
|---------------------------|---|
| SALES CODE: FME426 | DESCRIPTION: F/S 2 Door Unit 600mm |
|---------------------------|---|



| PRODUCT DIMENSIONS | | | |
|--------------------|------------|------------|-------------|
| Height (mm) | Width (mm) | Depth (mm) | Nett Wgt Kg |
| 800 | 594 | 383 | 23 |

| PACKAGING DIMENSIONS | | | |
|----------------------|------------|-------------|--------------|
| Height (mm) | Width (mm) | Length (mm) | Gross Wgt Kg |
| 850 | 420 | 620 | 23 |

| PACKAGING DATA | | | |
|----------------|---------------------|--------------|-------------|
| Box Colour | Brown Cardboard Box | | |
| Box Qty | 1 | Label Colour | White Label |
| Label Size | 100 x 50 | Label Qty | 2 |

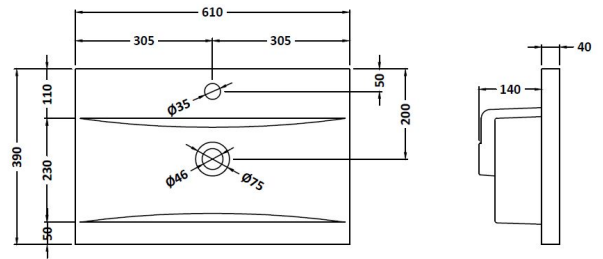
| OUTER BOX DIMENSIONS (If Applicable) | | | |
|--------------------------------------|---------------|------------|--------------|
| Height (mm) | Width (mm) | Depth (mm) | Gross Wgt Kg |
| | | | |
| Barcode | 5055275861004 | | |

| PRODUCT DETAILS | | | | |
|---------------------|------------------------------|-----|----|-----|
| Country of Origin | Ireland | | | |
| Fitting Instruction | No | | | |
| Constr' Method | Cam & Wood Dowel | | | |
| Cabinet Finish | Mdf Acrylic Gloss | | | |
| Cab Thickness (mm) | 18 | | | |
| Drawer Included | No | | | |
| No of Shelves | 1 | | | |
| Hinge Inc' | Yes | | | |
| Fixings Inc' | No | | | |
| Handle Inc' | Yes | | | |
| Handle Type | Cup | | | |
| Certification | FSC | Yes | CE | N/A |
| Colour | Gloss Grey | | | |
| Constr' Type | Rigid | | | |
| Fascia Finish | Mdf Acrylic Gloss | | | |
| Fas Thickness (mm) | 18 | | | |
| Drawer Type | Not Applicable | | | |
| Hinge Type | 95 Degree Clip-On Soft Close | | | |
| Adjustable Legs | No | | | |
| Handle Style | Contemporary | | | |
| Waste Shroud | Yes | | | |

CUSTOMER DATA SHEET - CERAMICS

SALES CODE: NVM013

DESCRIPTION: 600 Mid-Edged Basin 1 Th



PRODUCT DIMENSIONS

| Height (mm) | Width (mm) | Depth (mm) | Nett Wgt Kg |
|-------------|------------|------------|-------------|
| 180 | 610 | 390 | 11 |

PACKAGING DIMENSIONS

| Height (mm) | Width (mm) | Depth (mm) | Gross Wgt Kg |
|-------------|------------|------------|--------------|
| 200 | 410 | 630 | 11 |

PACKAGING DATA

| | | | |
|------------|-------------------------------|--------------|-------------|
| Box Colour | Brown Cardboard Box - Printed | | |
| Box Qty | 1 | Label Colour | White Label |
| Label Size | 100 x 50 | Label Qty | 2 |

OUTER BOX DIMENSIONS (If Applicable)

| Height (mm) | Width (mm) | Depth (mm) | Gross Wgt Kg |
|-------------|---------------|------------|--------------|
| | | | |
| Barcode | 5055369043415 | | |

PRODUCT DETAILS

| | |
|---------------------|-------|
| Country of Origin | China |
| Fitting Instruction | No |

| | | | | | | |
|------------------|----------------|----|------|-----|-------------|-----|
| Certification | CE | No | WRAS | N/A | WRAS Number | N/A |
| Product Material | Vitreous China | | | | | |

PANS/BIDETS

| | | | |
|------------|--------------|---------------|-----|
| Trap Style | Not Relevant | Includes Seat | N/A |
|------------|--------------|---------------|-----|

CISTERNS

| | | | |
|------------|----------------|----------------|----------------|
| Fittings | Not Applicable | Operating Type | Not Applicable |
| Lever Type | Not Applicable | | |

SEAT

| | | | |
|------------|----------------|----------------|----------------|
| Type | Not Applicable | Function | Not Applicable |
| Material | Not Applicable | | |
| Hinge Type | Not Applicable | Hinge Material | Not Applicable |

BASINS

| | | | |
|----------------|--------------|------------------|---------|
| Tap Hole | One Taphole | Chain Stay Hole | No |
| Template | Not Required | Waste Type Req'd | Slotted |
| Overflow Incl. | Yes | Overflow Cover | Yes |

GENERAL

| | |
|-----------------|----|
| Fixing Supplied | No |
|-----------------|----|