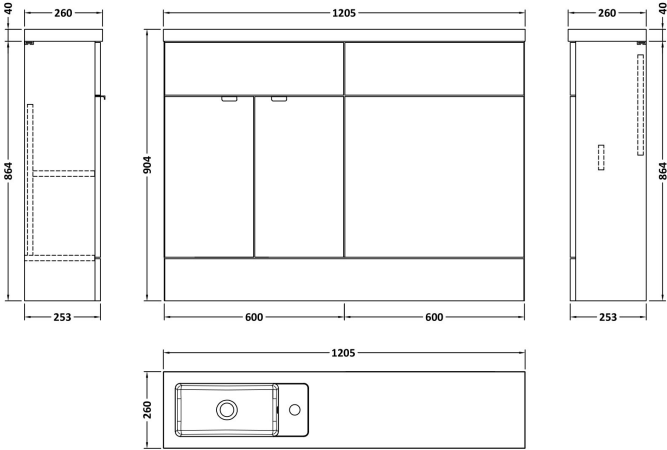


Sales Code: CBI908

Description: 1200mm Combination - Compact Option 1

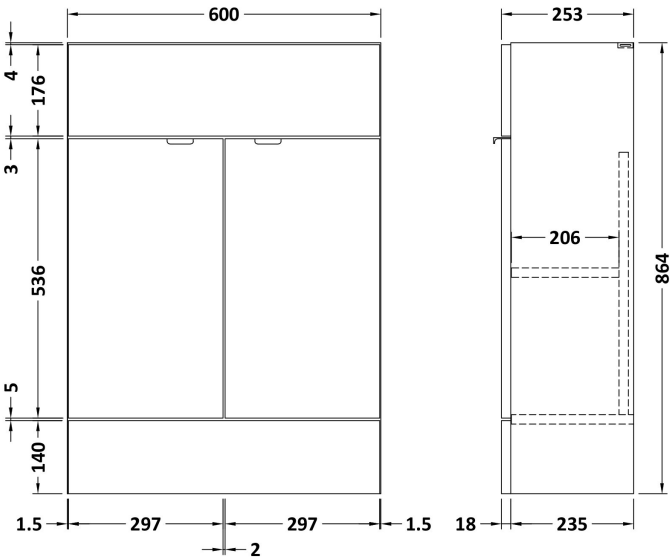


Packaging Details

Barcode: 5055275894323

Sales Code: OFF907

Description: 600 Vanity Unit (255mm Deep)



Product Dimensions

| | |
|-------------------|-----|
| Height (mm): | 864 |
| Width (mm): | 600 |
| Depth (mm): | 255 |
| Nett Weight (kg): | 17 |

Packaging Dimensions

| | |
|--------------------|------|
| Height (mm): | 290 |
| Width (mm): | 625 |
| Depth (mm): | 900 |
| Gross Weight (kg): | 17.5 |

Packaging Data

| | |
|---------------|---------------------|
| Box Colour: | Brown Cardboard Box |
| Box Qty: | 1 |
| Label Size: | 100 x 50 |
| Label Colour: | White Label |
| Label Qty: | 2 |

Outer Box Dimensions (If Applicable)

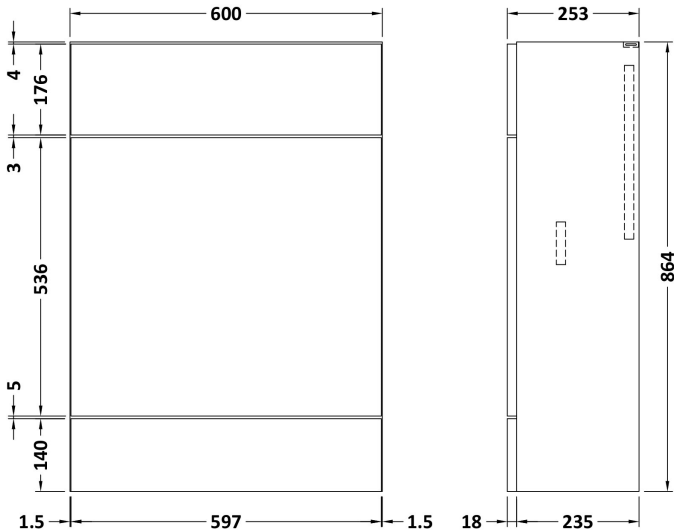
| | |
|--------------------|---------------|
| Height (mm): | |
| Width (mm): | |
| Depth (mm): | |
| Gross Weight (kg): | |
| Barcode: | 5055275873366 |

Product Details

| | |
|--------------------------|------------------------------|
| Country of Origin: | China |
| Fitting Instruction: | No |
| CE & UKCA: | N/A |
| FSC Certified Materials: | Yes |
| Colour: | Gloss Grey |
| Construction Method: | Cam & Wood Dowel |
| Construction Type: | Rigid |
| Cabinet Finish: | MFC Gloss |
| Fascia Finish: | MFC Gloss |
| Cabinet Thickness (mm): | 18 |
| Fascia Thickness (mm): | 18 |
| Drawer Included: | No |
| Drawer Type: | Not Applicable |
| No of Shelves: | 1 |
| Hinge Type: | 95 Degree Clip-On Soft Close |
| Hinge Included: | Yes |
| Adjustable Legs: | No |
| Fixings Included: | Yes |
| Handle Style: | Contemporary |
| Waste Shroud: | No |
| Handle Included: | Yes |
| Handle Type: | Wrapover |

Sales Code: OFF947

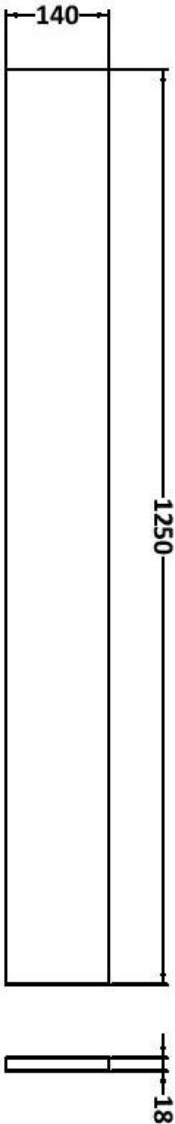
Description: 600 Wc Unit (255mm Deep)



| Product Dimensions | |
|--------------------------------------|---------------------|
| Height (mm): | 864 |
| Width (mm): | 600 |
| Depth (mm): | 255 |
| Nett Weight (kg): | 14 |
| Packaging Dimensions | |
| Height (mm): | 290 |
| Width (mm): | 625 |
| Depth (mm): | 900 |
| Gross Weight (kg): | 14.5 |
| Packaging Data | |
| Box Colour: | Brown Cardboard Box |
| Box Qty: | 1 |
| Label Size: | 100 x 50 |
| Label Colour: | White Label |
| Label Qty: | 2 |
| Outer Box Dimensions (If Applicable) | |
| Height (mm): | |
| Width (mm): | |
| Depth (mm): | |
| Gross Weight (kg): | |
| Barcode: | 5055275873267 |
| Product Details | |
| Country of Origin: | China |
| Fitting Instruction: | No |
| CE & UKCA: | N/A |
| FSC Certified Materials: | Yes |
| Colour: | Gloss Grey |
| Construction Method: | Cam & Wood Dowel |
| Construction Type: | Rigid |
| Cabinet Finish: | MFC Painted Gloss |
| Fascia Finish: | MFC Painted Gloss |
| Cabinet Thickness (mm): | 16 |
| Fascia Thickness (mm): | 18 |
| Drawer Included: | No |
| Drawer Type: | Not Applicable |
| No of Shelves: | 0 |
| Hinge Type: | Not Applicable |
| Hinge Included: | No |
| Adjustable Legs: | No |
| Fixings Included: | Yes |
| Handle Style: | Not Applicable |
| Waste Shroud: | No |
| Handle Included: | Not Applicable |
| Handle Type: | Not Applicable |

Sales Code: OFF991

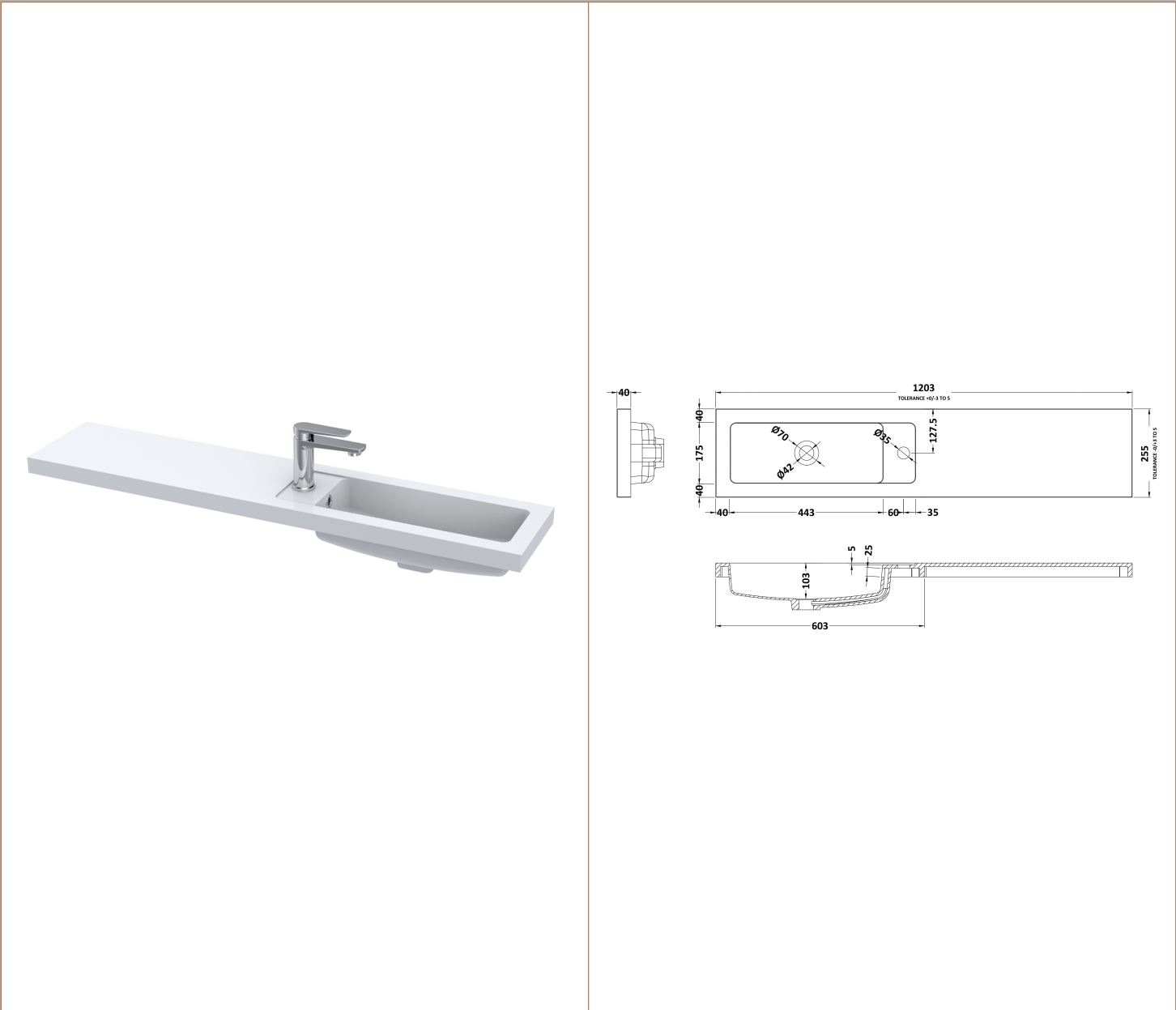
Description: 1.25M Continuous Plinth (1250X140x18mm)



| Product Dimensions | |
|--------------------------------------|---------------------|
| Height (mm): | 1250 |
| Width (mm): | 145 |
| Depth (mm): | 18 |
| Nett Weight (kg): | 2 |
| Packaging Dimensions | |
| Height (mm): | 20 |
| Width (mm): | 150 |
| Depth (mm): | 1260 |
| Gross Weight (kg): | 2 |
| Packaging Data | |
| Box Colour: | Brown Cardboard Box |
| Box Qty: | 1 |
| Label Size: | 100 x 50 |
| Label Colour: | White Label |
| Label Qty: | 2 |
| Outer Box Dimensions (If Applicable) | |
| Height (mm): | |
| Width (mm): | |
| Depth (mm): | |
| Gross Weight (kg): | |
| Barcode: | 5055275873724 |
| Product Details | |
| Country of Origin: | China |
| Fitting Instruction: | No |
| CE & UKCA: | N/A |
| FSC Certified Materials: | Yes |
| Colour: | Gloss Grey |
| Construction Method: | Not Applicable |
| Construction Type: | Flat-Pack |
| Cabinet Finish: | MFC Painted Gloss |
| Fascia Finish: | MFC Painted Gloss |
| Cabinet Thickness (mm): | |
| Fascia Thickness (mm): | 18 |
| Drawer Included: | Not Applicable |
| Drawer Type: | Not Applicable |
| No of Shelves: | Not Applicable |
| Hinge Type: | Not Applicable |
| Hinge Included: | Not Applicable |
| Adjustable Legs: | No |
| Fixings Included: | No |
| Handle Style: | Not Applicable |
| Waste Shroud: | Not Applicable |
| Handle Included: | Not Applicable |
| Handle Type: | Not Applicable |

Sales Code: PMB404

Description: 1200 Straight Polymarble Basin



| | | |
|--------------------------------------|-------------------------------|-------------------------------|
| Product Dimensions | | |
| Height (mm): | 135 | |
| Width (mm): | 1203 | |
| Depth (mm): | 255 | |
| Nett Weight (kg): | 14 | |
| Packaging Dimensions | | |
| Height (mm): | 190 | |
| Width (mm): | 320 | |
| Depth (mm): | 1260 | |
| Gross Weight (kg): | 14 | |
| Packaging Data | | |
| Box Colour: | Brown Cardboard Box - Printed | |
| Box Qty: | 1 | |
| Label Size: | 100 x 50 | |
| Label Colour: | White Label | |
| Label Qty: | 2 | |
| Outer Box Dimensions (If Applicable) | | |
| Height (mm): | | |
| Width (mm): | | |
| Depth (mm): | | |
| Gross Weight (kg): | | |
| Barcode: | 5055275812440 | |
| Product Details | | |
| Country of Origin: | China | |
| Fitting Instruction: | No | |
| Certification: CE & UKCA: No | WRAS: N/A | WRAS No: N/A |
| Product Material: | Polymarble | |
| Fixing Supplied: | No | |
| Pans/Bidets: | | |
| Trap Style: | Not Applicable | Includes Seat: Not Applicable |
| Seats: | | |
| Seat Type: | Not Applicable | Material: Not Applicable |
| Function: | Not Applicable | Hinge Type: Not Applicable |
| Hinge Material: | Not Applicable | |
| Cisterns: | | |
| Operating Type: | Not Applicable | Fittings: Not Applicable |
| Lever Type: | Not Applicable | |
| Basins: | | |
| Tap Hole: | One Taphole | Chain Stay Hole: No |
| Template: | Not Required | Waste Type Req: Slotted |
| Overflow Inc: | Yes | Overflow Cover: Yes |
| Inner Bowl Depth (mm): 103mm | | |