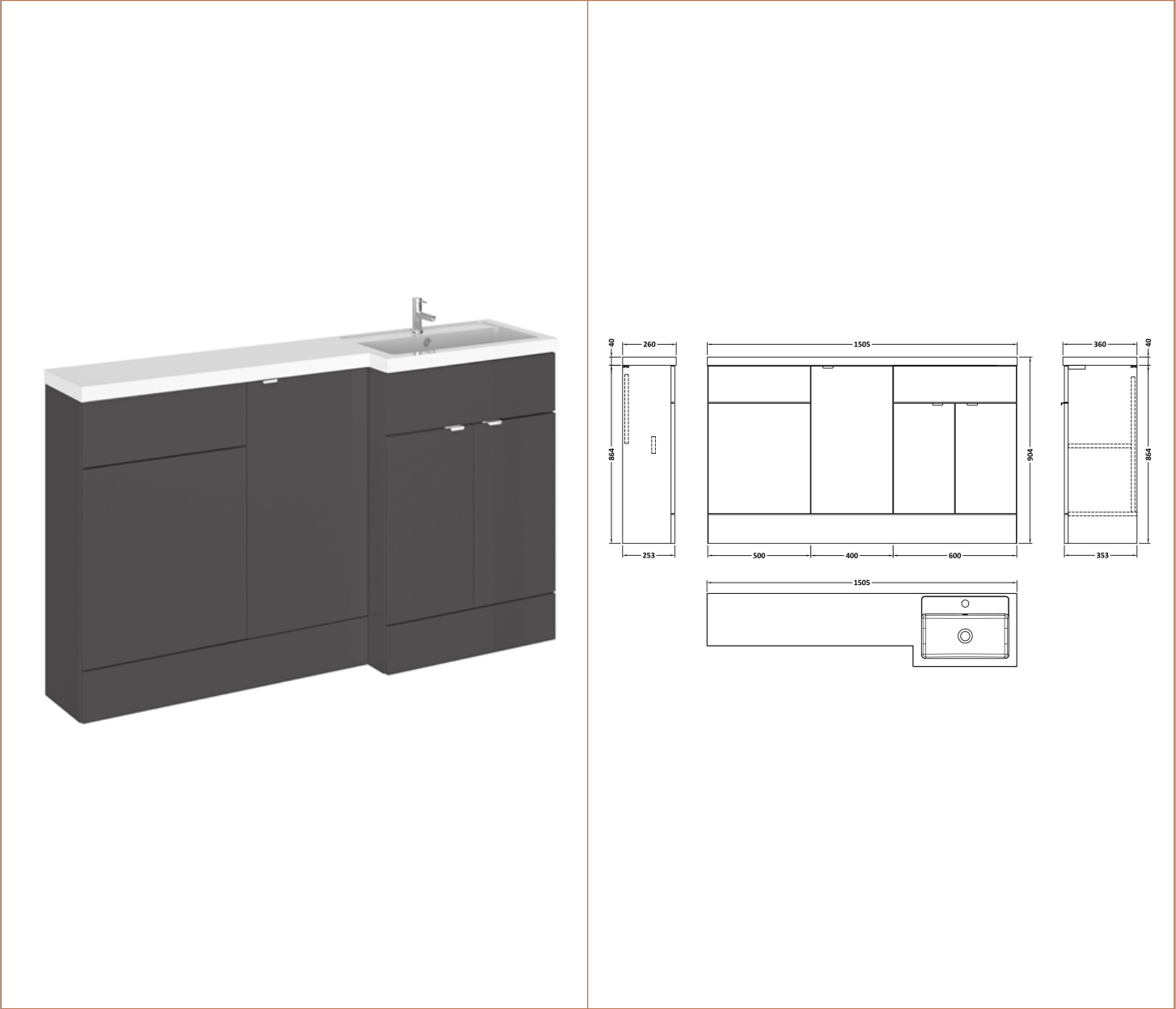


Sales Code: CBI916

Description: 1500mm Combination - Fd Option 1 - Rh

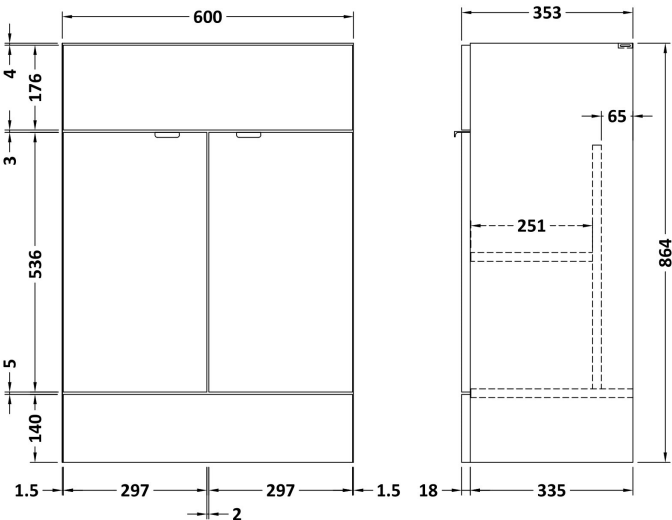
Packaging Details

Barcode: 5055275894408



Sales Code: OFF908

Description: 600 Vanity Unit (355mm Deep)



Product Dimensions

Height (mm):	864
Width (mm):	600
Depth (mm):	355
Nett Weight (kg):	20.5

Packaging Dimensions

Height (mm):	375
Width (mm):	625
Depth (mm):	900
Gross Weight (kg):	21

Packaging Data

Box Colour:	Brown Cardboard Box
Box Qty:	1
Label Size:	100 x 50
Label Colour:	White Label
Label Qty:	2

Outer Box Dimensions (If Applicable)

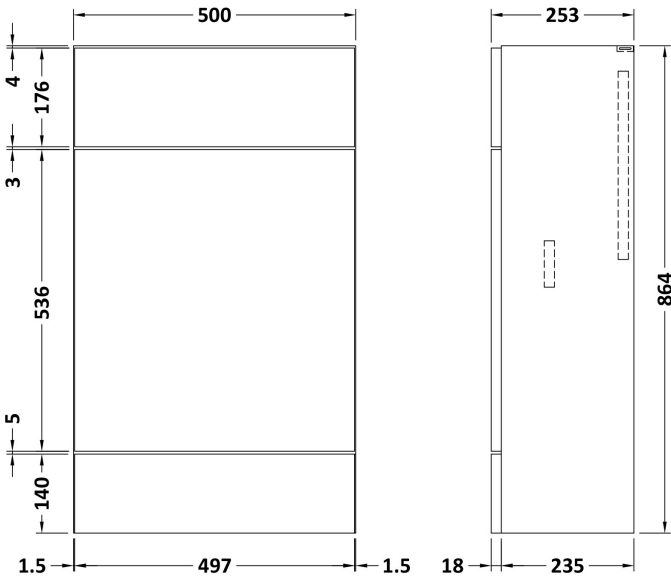
Height (mm):	
Width (mm):	
Depth (mm):	
Gross Weight (kg):	
Barcode:	5055275873465

Product Details

Country of Origin:	China
Fitting Instruction:	No
CE & UKCA:	N/A
FSC Certified Materials:	Yes
Colour:	Gloss Grey
Construction Method:	Cam & Wood Dowel
Construction Type:	Rigid
Cabinet Finish:	MFC Painted Gloss
Fascia Finish:	MFC Painted Gloss
Cabinet Thickness (mm):	16
Fascia Thickness (mm):	18
Drawer Included:	No
Drawer Type:	Not Applicable
No of Shelves:	1
Hinge Type:	95 Degree Clip-On Soft Close
Hinge Included:	Yes
Adjustable Legs:	No
Fixings Included:	Yes
Handle Style:	Contemporary
Waste Shroud:	No
Handle Included:	Yes
Handle Type:	Wrapover

Sales Code: OFF945

Description: 500 Wc Unit (255mm Deep)



Product Dimensions

Height (mm):	864
Width (mm):	500
Depth (mm):	255
Nett Weight (kg):	11.5

Packaging Dimensions

Height (mm):	290
Width (mm):	525
Depth (mm):	900
Gross Weight (kg):	12

Packaging Data

Box Colour:	Brown Cardboard Box
Box Qty:	1
Label Size:	100 x 50
Label Colour:	White Label
Label Qty:	2

Outer Box Dimensions (If Applicable)

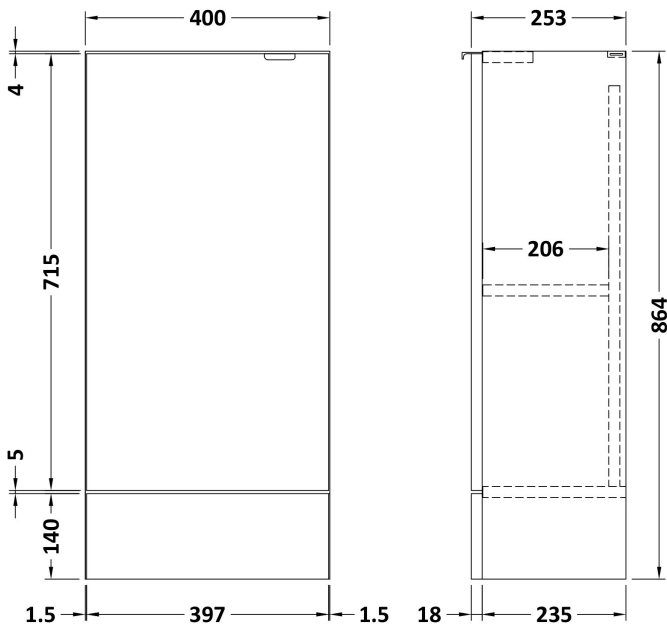
Height (mm):	
Width (mm):	
Depth (mm):	
Gross Weight (kg):	
Barcode:	5055275873243

Product Details

Country of Origin:	China
Fitting Instruction:	No
CE & UKCA:	N/A
FSC Certified Materials:	Yes
Colour:	Gloss Grey
Construction Method:	Cam & Wood Dowel
Construction Type:	Rigid
Cabinet Finish:	MFC Painted Gloss
Fascia Finish:	MFC Painted Gloss
Cabinet Thickness (mm):	16
Fascia Thickness (mm):	18
Drawer Included:	No
Drawer Type:	Not Applicable
No of Shelves:	0
Hinge Type:	Not Applicable
Hinge Included:	No
Adjustable Legs:	No
Fixings Included:	Yes
Handle Style:	Not Applicable
Waste Shroud:	No
Handle Included:	Not Applicable
Handle Type:	Not Applicable

Sales Code: OFF983

Description: 400 Base Unit (255mm Deep)



Product Dimensions

Height (mm):	864
Width (mm):	400
Depth (mm):	255
Nett Weight (kg):	13.5

Packaging Dimensions

Height (mm):	900
Width (mm):	425
Depth (mm):	290
Gross Weight (kg):	14

Packaging Data

Box Colour:	Brown Cardboard Box
Box Qty:	1
Label Size:	100 x 50
Label Colour:	White Label
Label Qty:	2

Outer Box Dimensions (If Applicable)

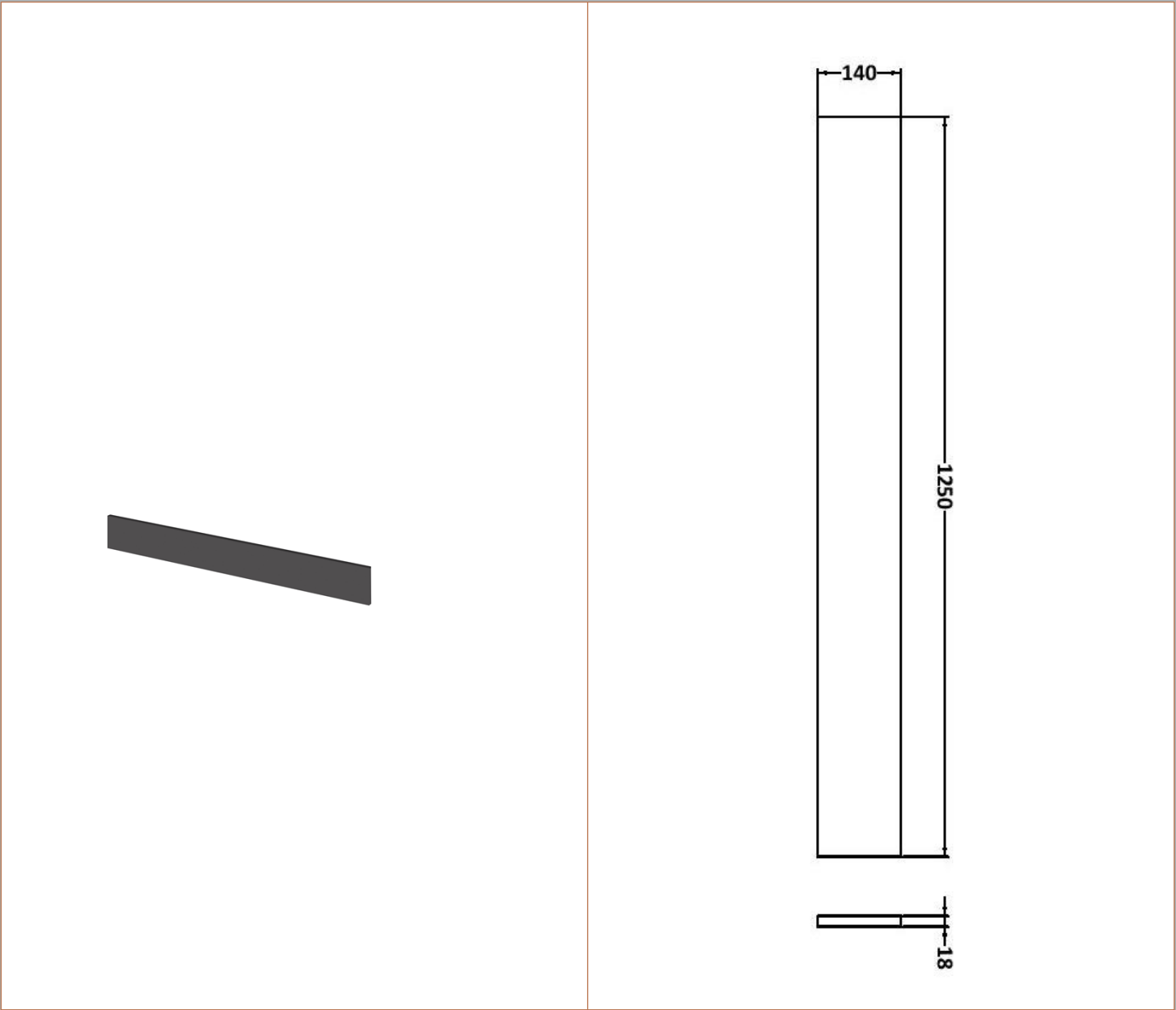
Height (mm):	
Width (mm):	
Depth (mm):	
Gross Weight (kg):	
Barcode:	5055275873304

Product Details

Country of Origin:	China
Fitting Instruction:	No
CE & UKCA:	N/A
FSC Certified Materials:	Yes
Colour:	Gloss Grey
Construction Method:	Cam & Wood Dowel
Construction Type:	Rigid
Cabinet Finish:	MFC Painted Gloss
Fascia Finish:	MFC Painted Gloss
Cabinet Thickness (mm):	16
Fascia Thickness (mm):	18
Drawer Included:	No
Drawer Type:	Not Applicable
No of Shelves:	1
Hinge Type:	95 Degree Clip-On Soft Close
Hinge Included:	Yes
Adjustable Legs:	No
Fixings Included:	Yes
Handle Style:	Contemporary
Waste Shroud:	No
Handle Included:	Yes
Handle Type:	Wrapover

Sales Code: OFF991

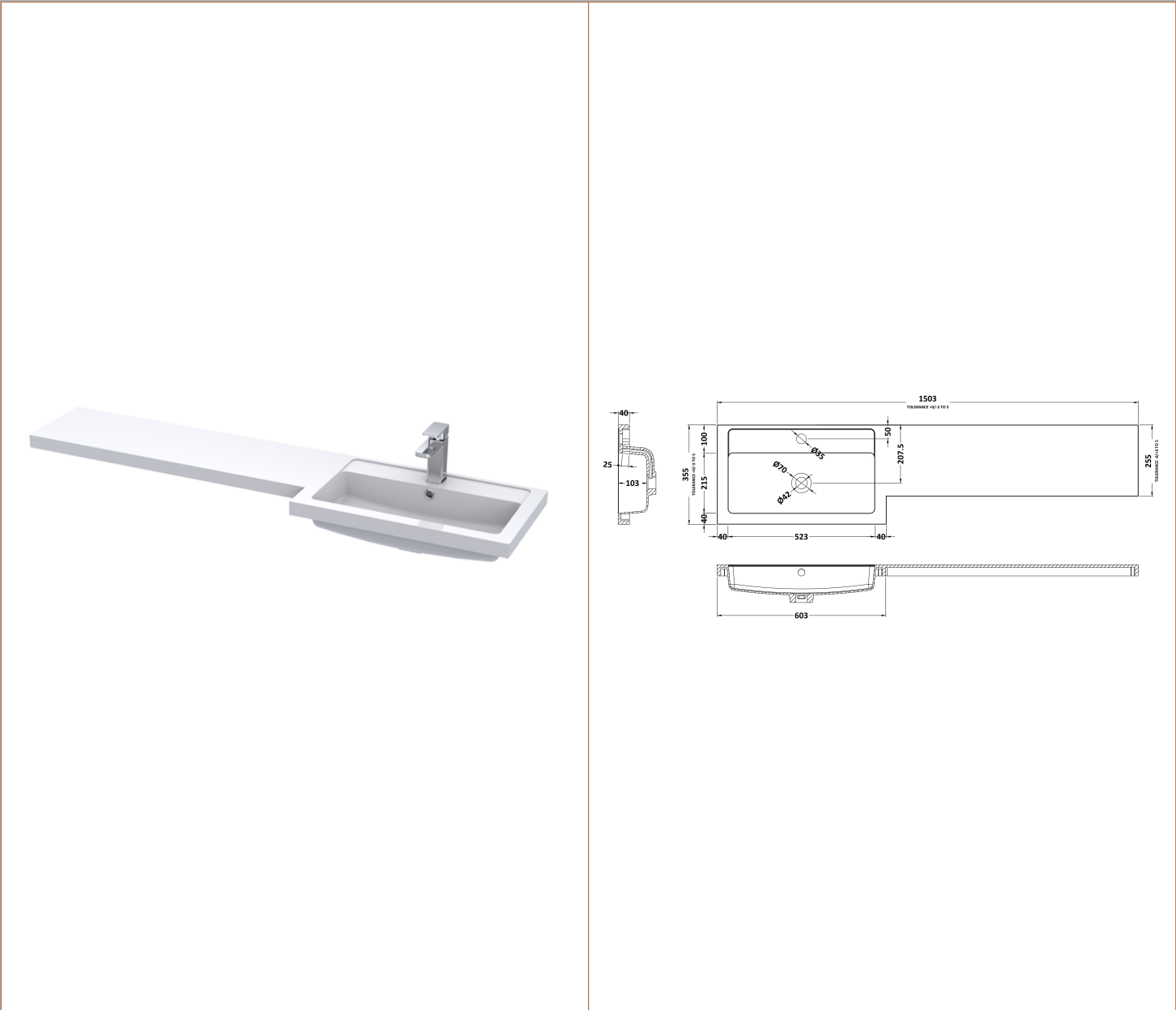
Description: 1.25M Continuous Plinth (1250X140x18mm)



Product Dimensions	
Height (mm):	1250
Width (mm):	145
Depth (mm):	18
Nett Weight (kg):	2
Packaging Dimensions	
Height (mm):	20
Width (mm):	150
Depth (mm):	1260
Gross Weight (kg):	2
Packaging Data	
Box Colour:	Brown Cardboard Box
Box Qty:	1
Label Size:	100 x 50
Label Colour:	White Label
Label Qty:	2
Outer Box Dimensions (If Applicable)	
Height (mm):	
Width (mm):	
Depth (mm):	
Gross Weight (kg):	
Barcode:	5055275873724
Product Details	
Country of Origin:	China
Fitting Instruction:	No
CE & UKCA:	N/A
FSC Certified Materials:	Yes
Colour:	Gloss Grey
Construction Method:	Not Applicable
Construction Type:	Flat-Pack
Cabinet Finish:	MFC Painted Gloss
Fascia Finish:	MFC Painted Gloss
Cabinet Thickness (mm):	
Fascia Thickness (mm):	18
Drawer Included:	Not Applicable
Drawer Type:	Not Applicable
No of Shelves:	Not Applicable
Hinge Type:	Not Applicable
Hinge Included:	Not Applicable
Adjustable Legs:	No
Fixings Included:	No
Handle Style:	Not Applicable
Waste Shroud:	Not Applicable
Handle Included:	Not Applicable
Handle Type:	Not Applicable

Sales Code: PMB415R

Description: 1500 L Shaped Polymarble Basin Rh



Product Dimensions		
Height (mm):	135	
Width (mm):	1503	
Depth (mm):	355	
Nett Weight (kg):	21	
Packaging Dimensions		
Height (mm):	190	
Width (mm):	420	
Depth (mm):	1570	
Gross Weight (kg):	21	
Packaging Data		
Box Colour:	Brown Cardboard Box - Printed	
Box Qty:	1	
Label Size:	100 x 50	
Label Colour:	White Label	
Label Qty:	2	
Outer Box Dimensions (If Applicable)		
Height (mm):		
Width (mm):		
Depth (mm):		
Gross Weight (kg):		
Barcode:	5055275812501	
Product Details		
Country of Origin:	China	
Fitting Instruction:	No	
Certification: CE & UKCA: No	WRAS: N/A	WRAS No: N/A
Product Material:	Polymarble	
Fixing Supplied:	No	
Pans/Bidets:		
Trap Style:	Not Applicable	Includes Seat: Not Applicable
Seats:		
Seat Type:	Not Applicable	Material: Not Applicable
Function:	Not Applicable	Hinge Type: Not Applicable
Hinge Material:	Not Applicable	
Cisterns:		
Operating Type:	Not Applicable	Fittings: Not Applicable
Lever Type:	Not Applicable	
Basins:		
Tap Hole:	One Taphole	Chain Stay Hole: No
Template:	Not Required	Waste Type Req: Slotted
Overflow Inc:	Yes	Overflow Cover: Yes
Inner Bowl Depth (mm): 103mm		