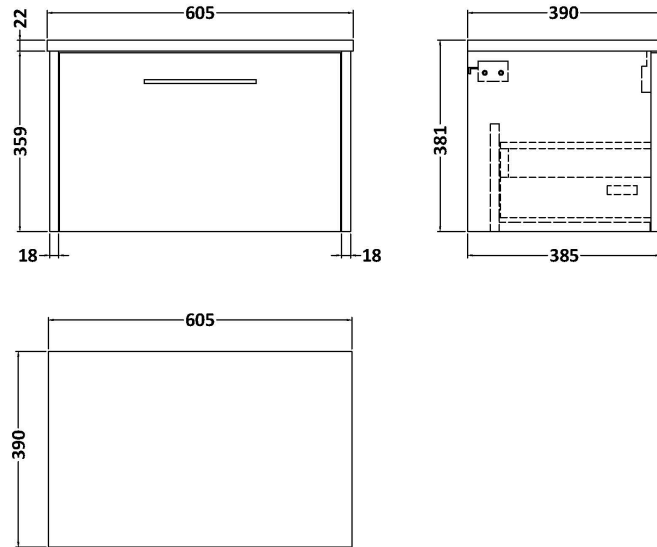


Sales Code: JNU2622LCM

Description: 600 Wh 1-Drawer Vanity & Laminate Top




Packaging Details

Barcode: 5056678456095

Sales Code: LCM600

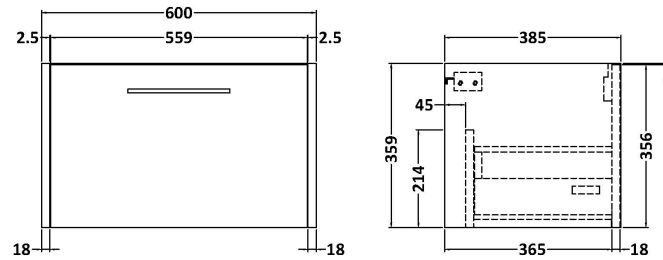
Description: Laminate Worktop 605X390x22mm



Product Dimensions	
Height (mm):	22
Width (mm):	605
Depth (mm):	390
Nett Weight (kg):	2
Packaging Dimensions	
Height (mm):	25
Width (mm):	610
Depth (mm):	455
Gross Weight (kg):	2
Packaging Data	
Box Colour:	Brown Cardboard Box
Box Qty:	1
Label Size:	100 x 50
Label Colour:	White Label
Label Qty:	1
Outer Box Dimensions (If Applicable)	
Height (mm):	
Width (mm):	
Depth (mm):	
Gross Weight (kg):	
Barcode:	5056462624433
Product Details	
Country of Origin:	United Kingdom
Fitting Instruction:	No
CE & UKCA:	N/A
FSC Certified Materials:	Yes
Colour:	Matt Carrera Marble
Construction Method:	Not Applicable
Construction Type:	Not Applicable
Cabinet Finish:	Not Applicable
Fascia Finish:	MFC Laminated
Cabinet Thickness (mm):	
Fascia Thickness (mm):	22
Drawer Included:	No
Drawer Type:	Not Applicable
No of Shelves:	0
Hinge Type:	Not Applicable
Hinge Included:	No
Adjustable Legs:	No, Not Required
Fixings Included:	No
Handle Style:	Not Applicable
Waste Shroud:	Not Applicable
Handle Included:	No
Handle Type:	Not Applicable

Sales Code: NPF2622

Description: 600 W/H 1-Drawer Unit (385 Deep)



Product Dimensions

Height (mm):	359
Width (mm):	600
Depth (mm):	385
Nett Weight (kg):	13

Packaging Dimensions

Height (mm):	380
Width (mm):	620
Depth (mm):	405
Gross Weight (kg):	13.5

Packaging Data

Box Colour:	Brown Cardboard Box
Box Qty:	1
Label Size:	50 x 100
Label Colour:	White Label
Label Qty:	2

Outer Box Dimensions (If Applicable)

Height (mm):	
Width (mm):	
Depth (mm):	
Gross Weight (kg):	
Barcode:	5056462658865

Product Details

Country of Origin:	United Kingdom
Fitting Instruction:	No
CE & UKCA:	
FSC Certified Materials:	Yes
Colour:	Metallic Slate
Construction Method:	Cam & Wood Dowel
Construction Type:	Rigid
Cabinet Finish:	MFC Textured Matt
Fascia Finish:	MFC Textured Matt
Cabinet Thickness (mm):	18
Fascia Thickness (mm):	18
Drawer Included:	Yes
Drawer Type:	80mm High Metal S/C Inc Galler
No of Shelves:	0
Hinge Type:	Not Applicable
Hinge Included:	No
Adjustable Legs:	No, Not Required
Fixings Included:	Yes
Handle Style:	Modern
Waste Shroud:	Yes
Handle Included:	Yes, Supplied
Handle Type:	D-Shape