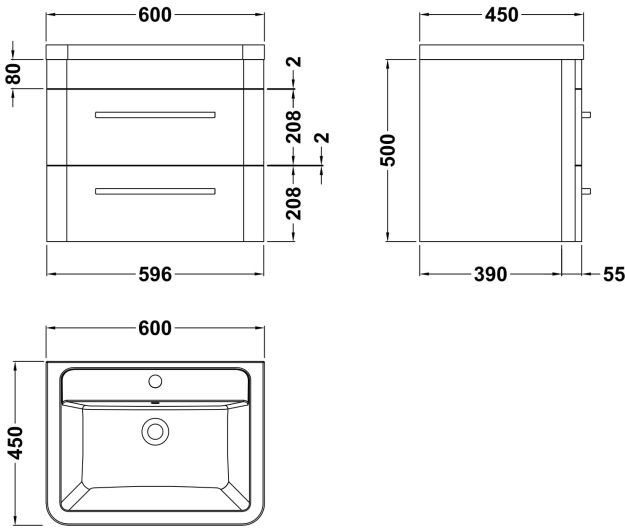


Sales Code: SOL302A

Description: Solar 600 W/H 2-Drawer Unit & Basin

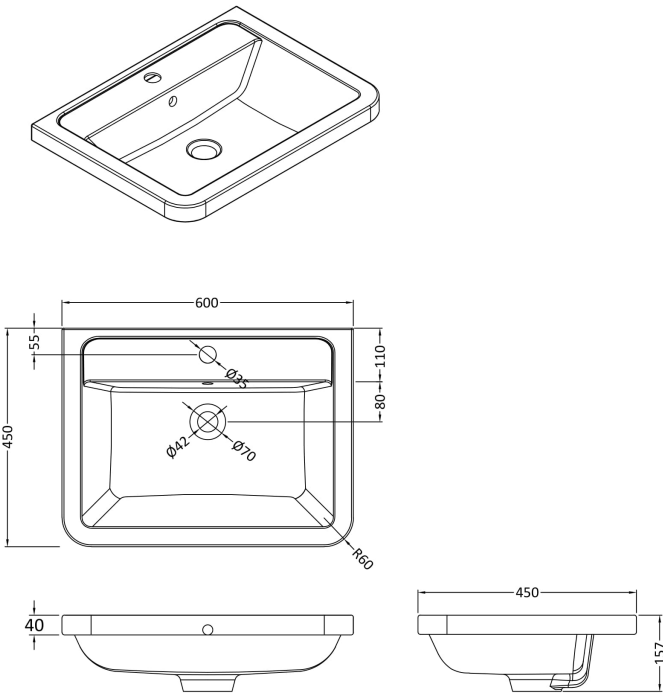


Packaging Details

Barcode: 5056211888390

Sales Code: CBM003

Description: Ceramic Basin 600X450



Product Dimensions

Height (mm):	450
Width (mm):	600
Depth (mm):	157
Nett Weight (kg):	12.82

Packaging Dimensions

Height (mm):	470
Width (mm):	640
Depth (mm):	167
Gross Weight (kg):	12.82

Packaging Data

Box Colour:	Brown Cardboard Box - Printed
Box Qty:	1
Label Size:	100 x 50
Label Colour:	White Label
Label Qty:	2

Outer Box Dimensions (If Applicable)

Height (mm):	
Width (mm):	
Depth (mm):	
Gross Weight (kg):	
Barcode:	5056211875789

Product Details

Country of Origin:	China
Fitting Instruction:	No
Certification: CE & UKCA: No	WRAS: N/A WRAS No: N/A
Product Material:	Vitreous China
Fixing Supplied:	No

Pans/Bidets:	Trap Style: Not Applicable	Includes Seat: Not Applicable
--------------	----------------------------	-------------------------------

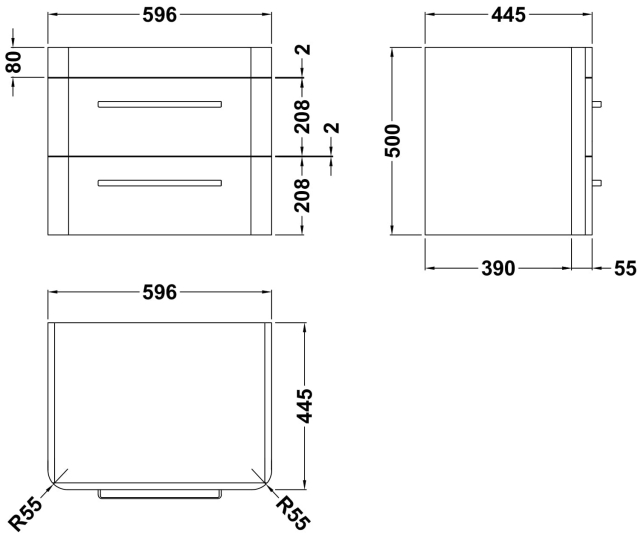
Seats:	Seat Type: Not Applicable	Material: Not Applicable
	Function: Not Applicable	Hinge Type: Not Applicable
	Hinge Material: Not Applicable	

Cisterns:	Operating Type: Not Applicable	Fittings: Not Applicable
	Lever Type: Not Applicable	

Basins:	Tap Hole: One Taphole	Chain Stay Hole: No
	Template: Not Required	Waste Type Req: Slotted
	Overflow Inc: Yes	Overflow Cover: Yes
	Inner Bowl Depth (mm): 110mm	

Sales Code: CUR393

Description: 600 W/H 2-Drawer Unit 500 X 596 X 447



Product Dimensions	
Height (mm):	500
Width (mm):	596
Depth (mm):	445
Nett Weight (kg):	20.5
Packaging Dimensions	
Height (mm):	570
Width (mm):	670
Depth (mm):	510
Gross Weight (kg):	22.5
Packaging Data	
Box Colour:	Brown Cardboard Box
Box Qty:	1
Label Size:	150 x 100
Label Colour:	White Label
Label Qty:	2
Outer Box Dimensions (If Applicable)	
Height (mm):	
Width (mm):	
Depth (mm):	
Gross Weight (kg):	
Barcode:	5056211817864
Product Details	
Country of Origin:	Ireland
Fitting Instruction:	No
CE & UKCA:	
FSC Certified Materials:	Yes
Colour:	Indigo Blue
Construction Method:	Cam & Wood Dowel
Construction Type:	Rigid
Cabinet Finish:	Mdf Vinyl Smooth Matt
Fascia Finish:	Mdf Vinyl Smooth Matt
Cabinet Thickness (mm):	18
Fascia Thickness (mm):	18
Drawer Included:	Yes
Drawer Type:	80mm High Metal S/C Inc Galler
No of Shelves:	0
Hinge Type:	Not Applicable
Hinge Included:	Not Applicable
Adjustable Legs:	Not Applicable
Fixings Included:	Yes
Handle Style:	Modern
Waste Shroud:	Yes
Handle Included:	Yes
Handle Type:	D-Shape