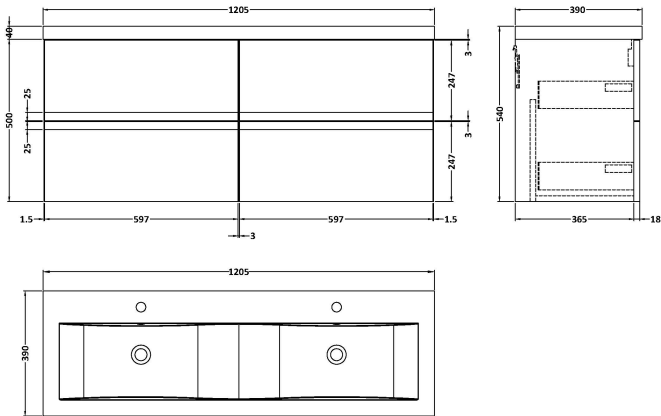


Sales Code: URB304F

Description: 1200 W/H 2-Drawer Unit & Double Basin

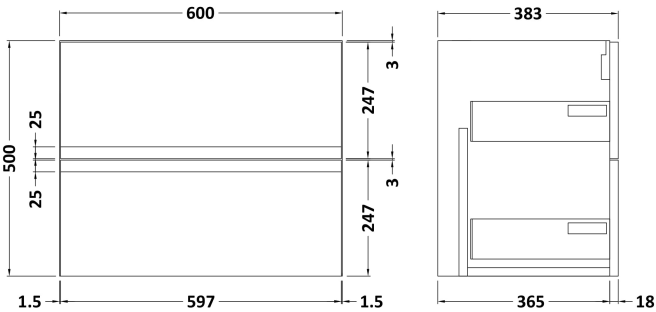



Packaging Details

Barcode: 5056462605791

Sales Code: URB393

Description: 600 W/H 2-Drawer Unit



Product Dimensions	
Height (mm):	500
Width (mm):	610
Depth (mm):	383
Nett Weight (kg):	21.5
Packaging Dimensions	
Height (mm):	500
Width (mm):	595
Depth (mm):	383
Gross Weight (kg):	22
Packaging Data	
Box Colour:	Brown Cardboard Box
Box Qty:	1
Label Size:	100 x 50
Label Colour:	White Label
Label Qty:	2
Outer Box Dimensions (If Applicable)	
Height (mm):	
Width (mm):	
Depth (mm):	
Gross Weight (kg):	
Barcode:	5056211890478
Product Details	
Country of Origin:	China
Fitting Instruction:	No
CE Certification:	N/A
FSC Certified Materials:	Yes
Colour:	Satin Blue
Construction Method:	Cam & Wood Dowel
Construction Type:	Rigid
Cabinet Finish:	MFC Painted Matt
Fascia Finish:	Mdf Painted Matt
Cabinet Thickness (mm):	18
Fascia Thickness (mm):	18
Drawer Included:	Yes
Drawer Type:	80mm High Metal Softclose
No of Shelves:	0
Hinge Type:	Not Applicable
Hinge Included:	No
Adjustable Legs:	No
Fixings Included:	Yes
Handle Style:	Not Applicable
Waste Shroud:	Yes
Handle Included:	No, Not Required
Handle Type:	Handleless

Sales Code: CBM424

Description: Double Ceramic Basin 1208X392



Product Dimensions

Height (mm):	390
Width (mm):	1205
Depth (mm):	175
Nett Weight (kg):	27

Packaging Dimensions

Height (mm):	205
Width (mm):	1270
Depth (mm):	510
Gross Weight (kg):	27

Packaging Data

Box Colour:	Brown Cardboard Box - Printed
Box Qty:	1
Label Size:	100 x 50
Label Colour:	White Label
Label Qty:	2

Outer Box Dimensions (If Applicable)

Height (mm):	
Width (mm):	
Depth (mm):	
Gross Weight (kg):	
Barcode:	5056211875826

Product Details

Country of Origin:	China
Fitting Instruction:	No
Certification:	CE: No WRAS: N/A WRAS No: N/A
Product Material:	Vitreous China
Fixing Supplied:	No

Pans/Bidets:	Trap Style: Not Applicable	Includes Seat: Not Applicable
--------------	----------------------------	-------------------------------

Seats:	Seat Type: Not Applicable	Material: Not Applicable
	Function: Not Applicable	Hinge Type: Not Applicable
	Hinge Material: Not Applicable	

Cisterns:	Operating Type: Not Applicable	Fittings: Not Applicable
	Lever Type: Not Applicable	

Basins:	Tap Hole: Two Tapholes	Chain Stay Hole: No
	Template: Not Required	Waste Type Req: Slotted
	Overflow Inc: Yes	Overflow Cover: Yes
	Inner Bowl Depth (mm):	