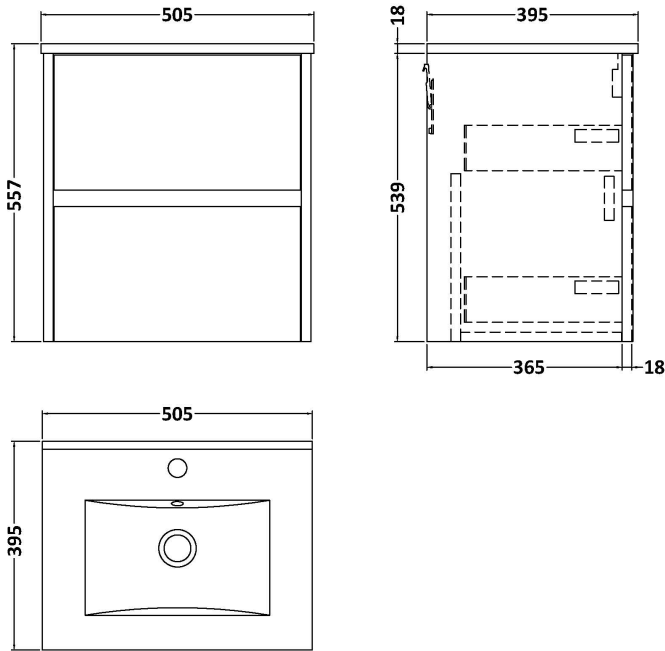


Sales Code: HAV2102B

Description: 500 W/H 2-Drawer Unit & Basin 2

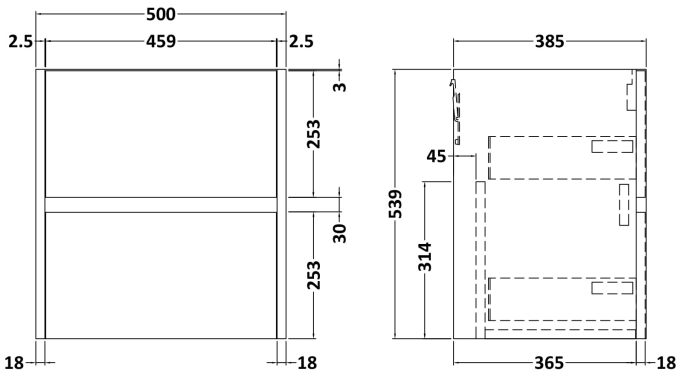



Packaging Details

Barcode: 5056462646589

Sales Code: NPH2122

Description: 500 W/H 2-Drawer Unit (385 Deep)



Product Dimensions

Height (mm):	539
Width (mm):	500
Depth (mm):	385
Nett Weight (kg):	18.5

Packaging Dimensions

Height (mm):	560
Width (mm):	520
Depth (mm):	405
Gross Weight (kg):	19

Packaging Data

Box Colour:	Brown Cardboard Box
Box Qty:	1
Label Size:	100 x 50
Label Colour:	White Label
Label Qty:	2

Outer Box Dimensions (If Applicable)

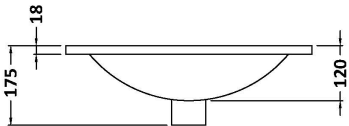
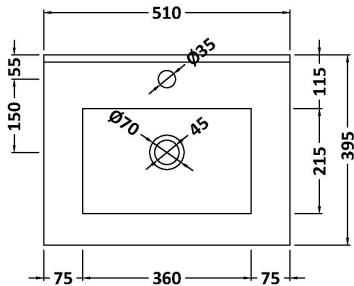
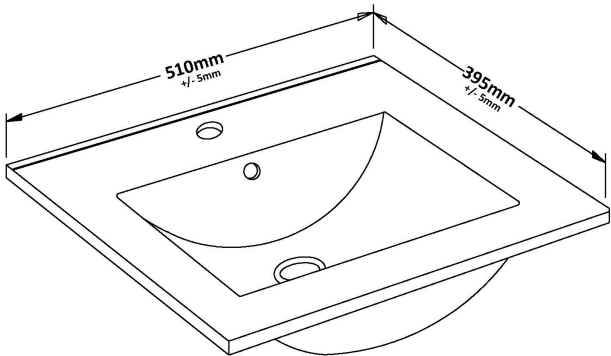
Height (mm):	
Width (mm):	
Depth (mm):	
Gross Weight (kg):	
Barcode:	5056462696317

Product Details

Country of Origin:	United Kingdom
Fitting Instruction:	No
CE Certification:	N/A
FSC Certified Materials:	Yes
Colour:	White Woodgrain
Construction Method:	Cam & Wood Dowel
Construction Type:	Rigid
Cabinet Finish:	MFC Textured Woodgrain
Fascia Finish:	MFC Textured Woodgrain
Cabinet Thickness (mm):	18
Fascia Thickness (mm):	18
Drawer Included:	Yes
Drawer Type:	80mm High Metal S/C Inc Galler
No of Shelves:	0
Hinge Type:	Not Applicable
Hinge Included:	No
Adjustable Legs:	No
Fixings Included:	Yes
Handle Style:	Not Applicable
Waste Shroud:	Yes
Handle Included:	No, Not Required
Handle Type:	Handleless

Sales Code: NVM001

Description: 500mm Minimalist Basin 1Th



Product Dimensions

Height (mm):	170
Width (mm):	500
Depth (mm):	390
Nett Weight (kg):	9

Packaging Dimensions

Height (mm):	400
Width (mm):	520
Depth (mm):	200
Gross Weight (kg):	9

Packaging Data

Box Colour:	Brown Cardboard Box
Box Qty:	1
Label Size:	105 x 50
Label Colour:	White Label
Label Qty:	1

Outer Box Dimensions (If Applicable)

Height (mm):	
Width (mm):	
Depth (mm):	
Gross Weight (kg):	
Barcode:	5055275828670

Product Details

Country of Origin:	China
Fitting Instruction:	No
Certification:	CE: WRAS: WRAS No:
Product Material:	Vitreous China
Fixing Supplied:	No

Pans/Bidets:	Trap Style: Not Applicable	Includes Seat: Not Applicable
--------------	----------------------------	-------------------------------

Seats:	Seat Type: Not Applicable	Material: Not Applicable
	Function: Not Included	Hinge Type: Not Relevant
	Hinge Material: Not Applicable	

Cisterns:	Operating Type: Not Applicable	Fittings: None Included
	Lever Type: Not Applicable	

Basins:	Tap Hole: One Taphole	Chain Stay Hole: No
	Template: Not Required	Waste Type Req: Slotted
	Overflow Inc: Yes	Overflow Cover: Yes
	Inner Bowl Depth (mm): 120mm	