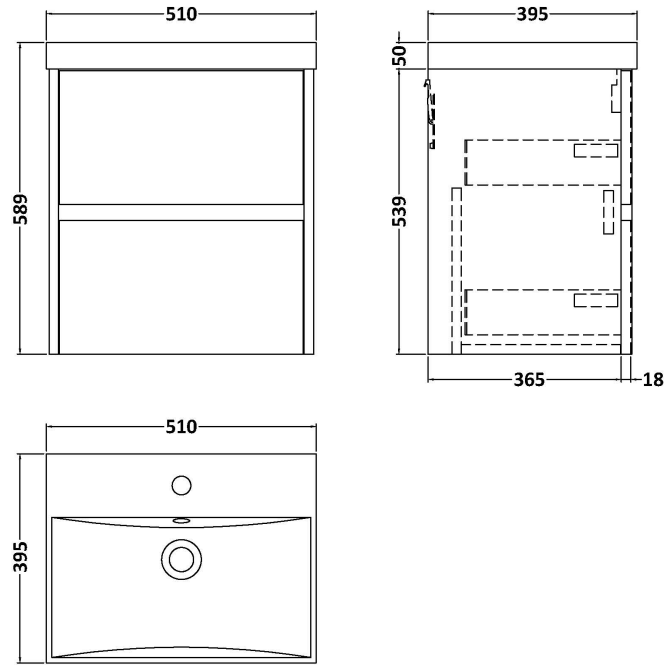


Sales Code: HAV2302D

Description: 500 W/H 2-Drawer Unit & Basin 3

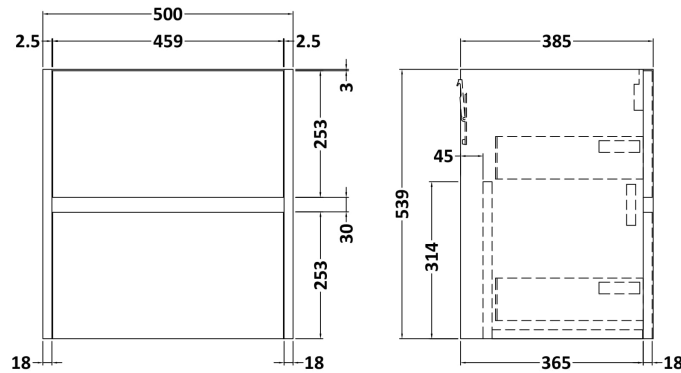


### Packaging Details

Barcode: 5056462650524

**Sales Code:** NPH2322

**Description:** 500 W/H 2-Drawer Unit (385 Deep)



### Product Dimensions

Height (mm):	539
Width (mm):	500
Depth (mm):	385
Nett Weight (kg):	18.5

### Packaging Dimensions

Height (mm):	560
Width (mm):	520
Depth (mm):	405
Gross Weight (kg):	19

### Packaging Data

Box Colour:	Brown Cardboard Box
Box Qty:	1
Label Size:	100 x 50
Label Colour:	White Label
Label Qty:	2

### Outer Box Dimensions (If Applicable)

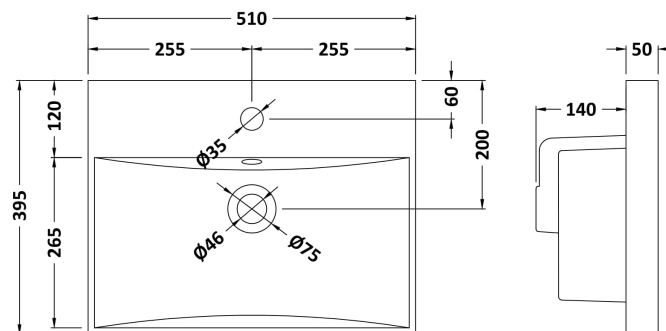
Height (mm):	
Width (mm):	
Depth (mm):	
Gross Weight (kg):	
Barcode:	5056462696331

### Product Details

Country of Origin:	United Kingdom
Fitting Instruction:	No
CE Certification:	N/A
FSC Certified Materials:	Yes
Colour:	Monument Grey
Construction Method:	Cam & Wood Dowel
Construction Type:	Rigid
Cabinet Finish:	MFC Smooth Matt
Fascia Finish:	MFC Smooth Matt
Cabinet Thickness (mm):	18
Fascia Thickness (mm):	18
Drawer Included:	Yes
Drawer Type:	80mm High Metal S/C Inc Galler
No of Shelves:	0
Hinge Type:	Not Applicable
Hinge Included:	No
Adjustable Legs:	No
Fixings Included:	Yes
Handle Style:	Not Applicable
Waste Shroud:	Yes
Handle Included:	No, Not Required
Handle Type:	Handleless

Sales Code: NVM032

Description: 500 Thin Edged Basin 1Th



### Product Dimensions

Height (mm):	170
Width (mm):	510
Depth (mm):	395
Nett Weight (kg):	9.5

### Packaging Dimensions

Height (mm):	190
Width (mm):	530
Depth (mm):	415
Gross Weight (kg):	10

### Packaging Data

Box Colour:	Brown Cardboard Box - Printed
Box Qty:	1
Label Size:	100 x 50
Label Colour:	White Label
Label Qty:	2

### Outer Box Dimensions (If Applicable)

Height (mm):	
Width (mm):	
Depth (mm):	
Gross Weight (kg):	
Barcode:	5056211853411

### Product Details

Country of Origin:	China
Fitting Instruction:	No
Certification:	CE: No WRAS: N/A WRAS No: N/A
Product Material:	Vitreous China
Fixing Supplied:	No

**Pans/Bidets:** Trap Style: Not Applicable Includes Seat: Not Applicable

**Seats:** Seat Type: Not Applicable Material: Not Applicable  
Function: Not Applicable Hinge Type: Not Applicable  
Hinge Material: Not Applicable

**Cisterns:** Operating Type: Not Applicable Fittings: Not Applicable  
Lever Type: Not Applicable

**Basins:** Tap Hole: One Taphole Chain Stay Hole: No  
Template: Not Required Waste Type Req: Slotted  
Overflow Inc: Yes Overflow Cover: Yes  
Inner Bowl Depth (mm): 125mm