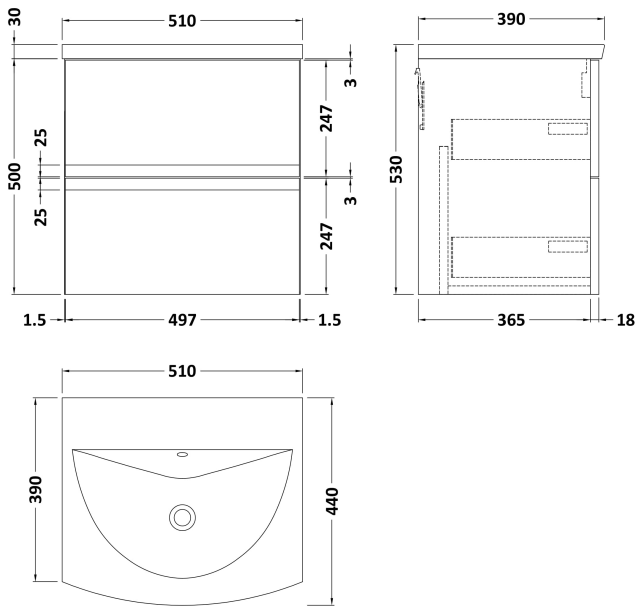


Sales Code: URB102G

Description: 500 W/H 2-Drawer Unit & Basin 4

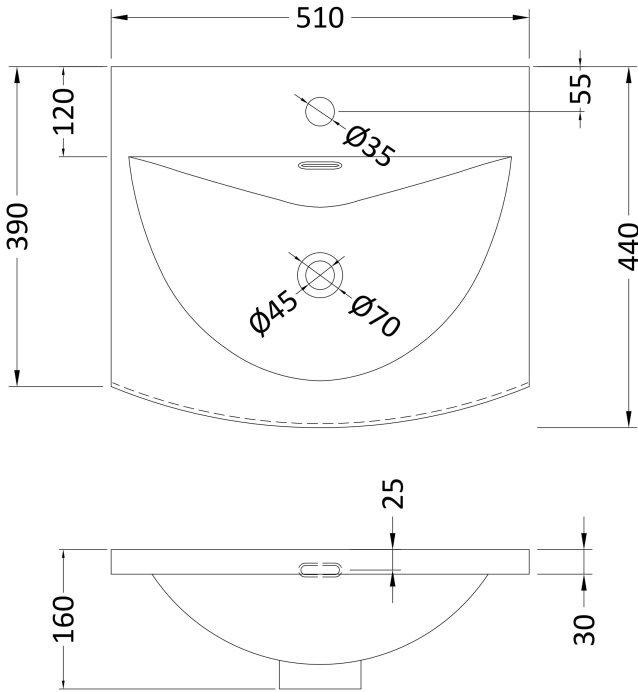


Packaging Details

Barcode: 5056462621654

Sales Code: NVM042

Description: 500 Curved Basin 1Th



Product Dimensions

Height (mm):	160
Width (mm):	510
Depth (mm):	440
Nett Weight (kg):	9

Packaging Dimensions

Height (mm):	190
Width (mm):	530
Depth (mm):	415
Gross Weight (kg):	9.5

Packaging Data

Box Colour:	Brown Cardboard Box - Printed
Box Qty:	1
Label Size:	100 x 50
Label Colour:	White Label
Label Qty:	2

Outer Box Dimensions (If Applicable)

Height (mm):	
Width (mm):	
Depth (mm):	
Gross Weight (kg):	
Barcode:	5056462620985

Product Details

Country of Origin:	China
Fitting Instruction:	No
Certification: CE & UKCA: No	WRAS: N/A WRAS No: N/A
Product Material:	Vitreous China
Fixing Supplied:	No

<b>Pans/Bidets:</b>	Trap Style: Not Applicable	Includes Seat: Not Applicable
---------------------	----------------------------	-------------------------------

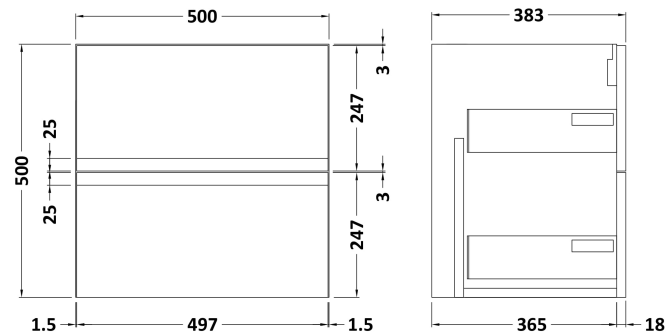
<b>Seats:</b>	Seat Type: Not Applicable	Material: Not Applicable
	Function: Not Applicable	Hinge Type: Not Applicable
	Hinge Material: Not Applicable	

<b>Cisterns:</b>	Operating Type: Not Applicable	Fittings: Not Applicable
	Lever Type: Not Applicable	

<b>Basins:</b>	Tap Hole: One Taphole	Chain Stay Hole: No
	Template: Not Required	Waste Type Req: Slotted
	Overflow Inc: Yes	Overflow Cover: Yes
	Inner Bowl Depth (mm): 125mm	

**Sales Code:** URB192

**Description:** 500 W/H 2-Drawer Unit



### Product Dimensions

Height (mm):	500
Width (mm):	510
Depth (mm):	383
Nett Weight (kg):	18.5

## Packaging Dimensions

Height (mm):	500
Width (mm):	495
Depth (mm):	383
Gross Weight (kg):	19

## Packaging Data

Box Colour:	Brown Cardboard Box
Box Qty:	1
Label Size:	100 x 50
Label Colour:	White Label
Label Qty:	2

## Outer Box Dimensions (If Applicable)

Height (mm):	
Width (mm):	
Depth (mm):	
Gross Weight (kg):	
Barcode:	5056211890393

## Product Details

Country of Origin:	China
Fitting Instruction:	No
CE & UKCA:	N/A
FSC Certified Materials:	Yes
Colour:	Satin White
Construction Method:	Cam & Wood Dowel
Construction Type:	Rigid
Cabinet Finish:	MFC Painted Matt
Fascia Finish:	Mdf Painted Matt
Cabinet Thickness (mm):	18
Fascia Thickness (mm):	18
Drawer Included:	Yes
Drawer Type:	80mm High Metal Softclose
No of Shelves:	0
Hinge Type:	Not Applicable
Hinge Included:	No
Adjustable Legs:	No
Fixings Included:	Yes
Handle Style:	Not Applicable
Waste Shroud:	Yes
Handle Included:	No, Not Required
Handle Type:	Handleless