


Sales Code: GPAF11

Description: 1100 Wetroom Screen With Arms And H Feet

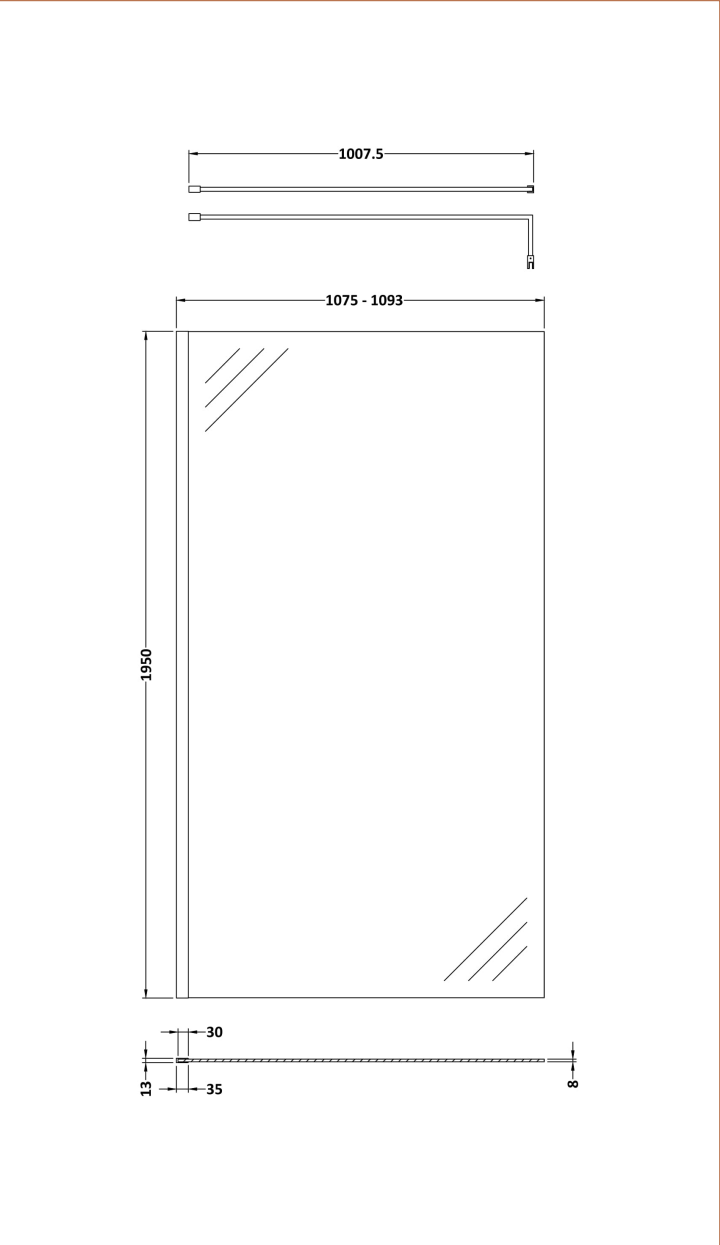


Packaging Details

Barcode: 5056211855651

Sales Code: WRSB1100

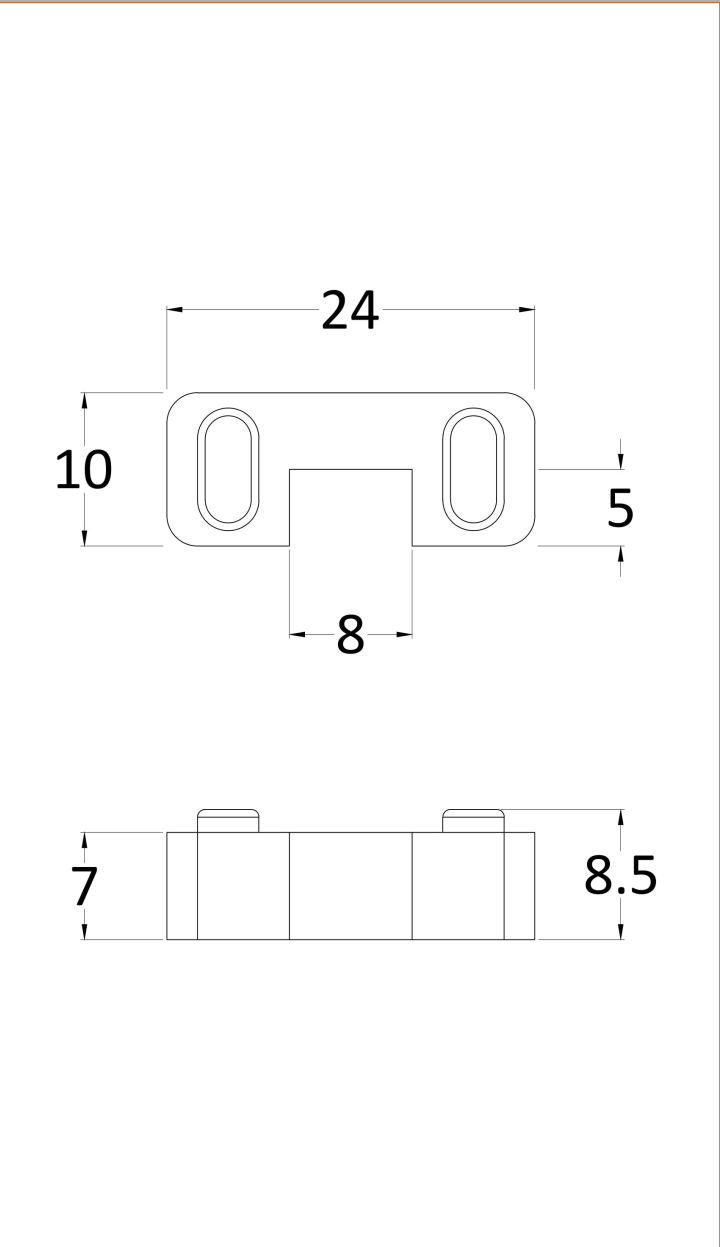
Description: 1100X1950 Wetroom Screen Inc Support Bar



Product Dimensions	
Height (mm):	1950
Width (mm):	1100
Depth (mm):	14
Nett Weight (kg):	48.8
Packaging Dimensions	
Height (mm):	2070
Width (mm):	1150
Length (mm):	60
Gross Weight (kg):	48.8
Packaging Data	
Box Colour:	Brown Cardboard Box - Printed
Box Qty:	1
Label Size:	100 x 50
Label Colour:	Not Applicable
Label Qty:	0
Outer Box Dimensions (If Applicable)	
Height (mm):	
Width (mm):	
Depth (mm):	
Length (mm):	
Gross Weight (kg):	
Barcode:	5055275871157
Product Details	
Country of Origin:	China
Fitting Instruction:	No
CE & UKCA:	Yes
Profile Material:	Aluminium
Profile Finish:	Polished Chrome
Adjustments (mm):	1075mm-1093mm
Entry Width (mm):	N/A
Swing In Dim (mm):	N/A
Swing Out Dim (mm):	N/A
Radius (mm):	Not Applicable
Glass Thickness (mm):	8
Easy Fit:	No
Easy Clean:	Yes
Handle Style:	Not Applicable
Handle Material:	Not Applicable
Enclosure Design:	Frameless
Wheel Type:	Not Applicable
Support Bar Included:	Support Bar Included
Extras:	None

Sales Code: WRSF003

Description: Wetroom Horseshoe Support Foot Chrome



Product Dimensions	
Height (mm):	9
Width (mm):	24
Depth (mm):	10
Nett Weight (kg):	0.16
Packaging Dimensions	
Height (mm):	45
Width (mm):	30
Length (mm):	44
Gross Weight (kg):	0.16
Packaging Data	
Box Colour:	White Cardboard Box
Box Qty:	1
Label Size:	100 x 50
Label Colour:	White Label
Label Qty:	2
Outer Box Dimensions (If Applicable)	
Height (mm):	360
Width (mm):	270
Depth (mm):	
Length (mm):	
Gross Weight (kg):	
Barcode:	5055275896228
Product Details	
Country of Origin:	United Kingdom
Fitting Instruction:	No
CE & UKCA:	N/A
Profile Material:	
Profile Finish:	
Adjustments (mm):	
Entry Width (mm):	
Swing In Dim (mm):	
Swing Out Dim (mm):	
Radius (mm):	
Glass Thickness (mm):	
Easy Fit:	
Easy Clean:	
Handle Style:	
Handle Material:	
Enclosure Design:	
Wheel Type:	
Support Bar Included:	
Extras:	

Sales Code: FIX023

Description: Wetroom Screen Support Arm Chrome



Product Dimensions	
Height (mm):	15
Width (mm):	150
Depth (mm):	1000
Nett Weight (kg):	0.67
Packaging Dimensions	
Height (mm):	35
Width (mm):	160
Length (mm):	1020
Gross Weight (kg):	0.7
Packaging Data	
Box Colour:	Brown Cardboard Box
Box Qty:	1
Label Size:	100 x 50
Label Colour:	White Label
Label Qty:	1
Outer Box Dimensions (If Applicable)	
Height (mm):	
Width (mm):	
Depth (mm):	
Length (mm):	
Gross Weight (kg):	
Barcode:	5056211800002
Product Details	
Country of Origin:	China
Fitting Instruction:	No
CE & UKCA:	N/A
Profile Material:	Stainless Steel
Profile Finish:	Polished Chrome
Adjustments (mm):	N/A
Entry Width (mm):	N/A
Swing In Dim (mm):	N/A
Swing Out Dim (mm):	N/A
Radius (mm):	Not Applicable
Glass Thickness (mm):	
Easy Fit:	Not Applicable
Easy Clean:	Not Applicable
Handle Style:	Not Applicable
Handle Material:	Not Applicable
Enclosure Design:	Not Applicable
Wheel Type:	Not Applicable
Support Bar Included:	
Extras:	None