

# Concept Space 50cm Arc Short Projection Semi-Countertop Washbasin, 1 RH Taphole

## ILLUSTRATED

- E1374** Concept Space 50cm Arc short projection semi countertop washbasin, 1 right hand taphole with overflow
- B9915** Concept Blue washbasin mixer 1 hole with pop-up waste
- S8910** Trap 1¼" plastic bottle, 75mm seal, multi-purpose outlet

## OPTIONS

- B9918** Concept Blue washbasin mixer 1 hole
- S8803** Waste 1½" Click plug waste, 80mm slotted tail
- S8920** Trap 1¼" plastic resealing bottle, 75mm seal, multi-purpose outlet
- S8950** Trap 1¼" plastic P for use with cloakroom pedestal



## ILLUSTRATED PRODUCT DETAILS

### Sizes

**E1374** w:500 x d:360




### Weights

**E1374** 11.30 KG  
**B9915** 1.89 KG  
**S8910** 0.20 KG

### Materials

**E1374** Fine Fireclay  
**B9915** Chrome Plated Brass  
**S8910** Plastic

### Finishes

- E1374**  White (01)
- B9915**  Chrome (AA)
- S8910**  Neutral / No Finish (67)

### Capacity

**E1374** 4 litres

### Flow rates

**B9915** 5 Litres per minute @ 3 bar pressure

### Designer

Robin Levien, RDI

### Standards

Vitreous china to BS 3402. Washbasin to BS EN 14688

### Special Notes

Washbasin fixed to countertop with securing clips provided. Joint sealed with waterproof sealant (not supplied). Basin designed to leave a 10mm gap at rear to tile down onto worktop. We only recommend the use of our 210mm units with this basin.

