

Alto Handrinse Washbasin, 45cm 1 Taphole

ILLUSTRATED

E7425	Alto 45cm washbasin, 1 taphole
E7502	Alto/Space semi-pedestal
E0070	Basin fixing set with 14cm rag bolts for solid walls
B8529	Alto one hole basin mixer with pop-up waste - single lever.
S8910	Trap 1½" plastic bottle, 75mm seal, multi-purpose outlet

OPTIONS

E0200	Alto/Studio hand rinse pedestal
--------------	---------------------------------

ILLUSTRATED PRODUCT DETAILS

Sizes

E7425	w:430 x d:360
--------------	---------------






Weights

E7425	9.12 KG
E7502	6.65 KG
E0070	0.20 KG
B8529	1.76 KG
S8910	0.20 KG

Materials

E7425	Vitreous China
E7502	Vitreous China
E0070	Chrome Plated Metal
B8529	Chrome Plated Brass
S8910	Plastic

Finishes

E7425	 White (01)
E7502	 White (01)
E0070	 Neutral / No Finish (67)
B8529	 Chrome (AA)
S8910	 Neutral / No Finish (67)

Capacity

E7425	3 litres
--------------	----------

Flow rates

B8529	5 Litres per minute @ 3 bar pressure
--------------	--------------------------------------

Designer

Robin Levien, RDI

Standards

Vitreous china to BS 3402. Washbasin to BS EN 14688 & BS EN 31

Special Notes

Washbasin wall mounted using E0070 wall fixing set, with semi-pedestal screwed to wall or full pedestal mounted using 2 screws through back of basin (not supplied).

