

Concept Air Cube 50cm Semi-Countertop Washbasin

ILLUSTRATED

| | |
|--------------|---|
| E0771 | Concept Air Cube 50cm semi-countertop washbasin, 1 taphole with overflow |
| A6592 | Tesi single lever basin mixer with pop-up waste and 5lpm eco flow regulator |
| E0079 | Trap 1½" Contemporary metal bottle, 75mm seal |

OPTIONS

| | |
|--------------|---|
| B9915 | Concept Blue washbasin mixer 1 hole with pop-up waste |
|--------------|---|

ILLUSTRATED PRODUCT DETAILS

Sizes

| | |
|--------------|---------------|
| E0771 | w:500 x d:440 |
|--------------|---------------|




Weights

| | |
|--------------|----------|
| E0771 | 11.50 KG |
| A6592 | 1.71 KG |
| E0079 | 1.45 KG |

Materials

| | |
|--------------|---------------------|
| E0771 | Fine Fireclay |
| A6592 | Chrome Plated Metal |
| E0079 | Chrome Plated Metal |

Finishes

| | |
|--------------|---|
| E0771 |  White (01) |
| A6592 |  Chrome (AA) |
| E0079 |  Chrome (AA) |

Capacity

| | |
|--------------|------------|
| E0771 | 4.7 litres |
|--------------|------------|

Flow rates

| | |
|--------------|--------------------------------------|
| A6592 | 5 Litres per minute @ 3 bar pressure |
|--------------|--------------------------------------|

Designer

Robin Levien, RDI

Standards

Washbasin to BS EN 14688 and BS EN 31

Special Notes

Washbasin fixed to countertop with securing clips provided. Joint sealed with waterproof sealant (not supplied). Can be used with Concept Air semi-countertop unit.

