

Tempo Wall Mounted Bidet, 1 Taphole

ILLUSTRATED

T5095	Tempo back to wall bidet, one centre taphole.
E0060	Support frame with bolts for wall hung WC pans
B0765	Tempo bidet mixer

ILLUSTRATED PRODUCT DETAILS




Weights

T5095	17.25 KG
E0060	4.28 KG
B0765	2.50 KG

Materials

T5095	Vitreous China
E0060	Metal
B0765	Chrome Plated

Finishes

T5095	 White (01)
E0060	 Neutral / No Finish (67)
B0765	 Chrome (AA)

Flow rates

B0765	5 Litres per minute @ 3 bar pressure
--------------	--------------------------------------

Designer

Robin Levien, RDI

Standards

Bidet to BS EN 36

Special Notes

E0060 Support brackets secured to floor within the duct. Bidet fixed to support brackets with bolts (supplied) and bolts secured to back wall with brackets. Joint sealed with waterproof sealant (not supplied). Consideration should be given to safe hot water delivery and the use of an appropriate temperature reduction device see A5900AA or Part G for guidance.

