

Tonic II Wall Mounted WC Pan

ILLUSTRATED

- K3158** Tonic II wall mounted wc pan with Aquablade technology
- S3643** Conceala 2 4.5/3 or 4/2.6 litre cistern, dual flush valve, side supply, internal overflow, alternative height plastic flushbends, no flushplate/button
- K7065** Tonic II toilet seat and cover, slow close
- E4465** Karisma flush plate, dual flush, branded for Conceala 2 cisterns
- E0060** Support frame with bolts for wall mounted toilet bowls

OPTIONS

- E2125** Conceala 2 concealed cistern universal height, top inlet cistern - pneumatic dual flush valve - no flushplate - 6/4 litre flush
- K7064** Tonic II toilet seat and cover, standard close

ILLUSTRATED PRODUCT DETAILS






Weights

- K3158** 25.00 KG
- S3643** 2.70 KG
- K7065** 2.35 KG
- E4465** 0.50 KG
- E0060** 4.28 KG

Materials

- K3158** Vitreous China
- S3643** Plastic
- K7065** Plastic
- E4465** Chrome Plated Plastic
- E0060** Metal

Finishes

- K3158**  White (01)
- S3643**  Neutral / No Finish (67)
- K7065**  White (01)
- E4465**  Chrome (AA)
- E0060**  Neutral / No Finish (67)







Capacity

- S3643** 4.0 litres

Designer

Artefakt Industriekultur

FINISH OPTIONS

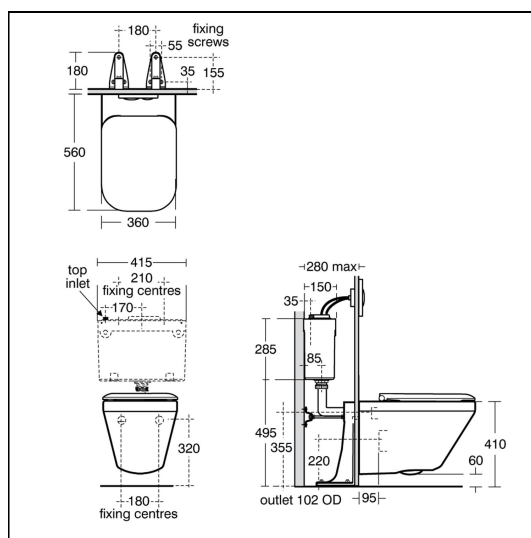
- | | | |
|---|---|---|
|  |  |  |
| (AA) Chrome | (GN) Ultra Steel | (01) White |
|  |  |  |
| (36) Light Blue | (GQ) Red | (79) yellow |

Standards

Vitreous china to BS3402. WC pan to BS EN 997 and BS EN 33

Special Notes

E0060 support brackets secured to floor within the duct, WC fixed to support brackets with hidden fixing set provided. Joint sealed with waterproof sealant (not supplied)



FEATURES

