

Tempo Cube Idealform Double Ended Bath 170x75cm No Handgrips No Tapholes

ILLUSTRATED

- E2583** Tempo Cube 170 x 75cm Idealform double ended bath no handgrips no tapholes
- B0247** Active bath filler 2 hole dual control
- E3194** Unilux 170cm front panel
- E3195** Unilux 75cm end panel
- E5795** Waste 1½" bath pop-up waste and overflow components only
- E5800** Bath pop-up waste operating handle and cover only
- A5901** TMV Thermostatic mixing valve 22mm

ILLUSTRATED PRODUCT DETAILS








Weights

- E2583** 23.00 KG
- B0247** 4.45 KG
- E3194** 3.65 KG
- E3195** 2.58 KG
- E5795** 1.34 KG
- E5800** 0.82 KG
- A5901** 1.70 KG

Materials

- E2583** Idealform
- B0247** Chrome Plated Brass
- E3194** Acrylic
- E3195** Acrylic
- E5795** Chrome Plated Metal
- E5800** Chrome Plated Metal
- A5901** Chrome Plated Metal

Finishes

- E2583**  White (01)
- B0247**  Chrome (AA)
- E3194**  White (01)
- E3195**  White (01)
- E5795**  Neutral / No Finish (67)
- E5800**  Chrome (AA)
- A5901**  Chrome (AA)

Capacity

- E2583** 200 litres (to overflow)

Designer


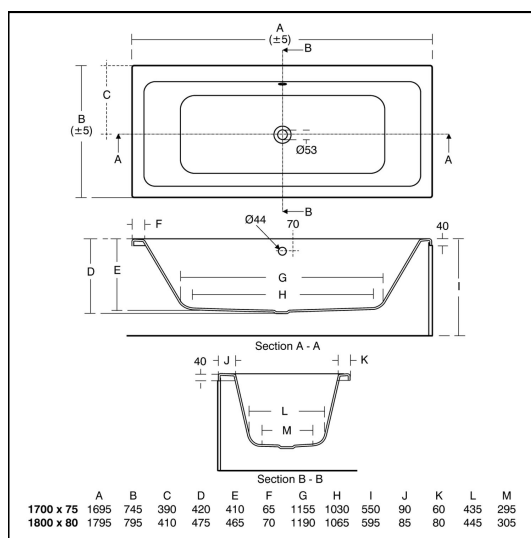
Robin Levien, RDI

Standards

Constructed to EN 198:2008. EN 14516

Special Notes

Consideration should be given to safe hot water delivery and the use of an appropriate temperature reduction device see A5901AA or Part G for guidance.



ACCREDITATIONS



Tempo Cube Idealform Double Ended Bath 170x75cm No Handgrips No Tapholes

One tap hole fittings require offsetting from the overflow.
Check positioning and compatibility before specifying



E: info@idealspec.co.uk | T: 0870 122 8822 | F: 0870 122 8282 | www.idealspec.co.uk

Ideal Standard (UK) Ltd. makes every effort to ensure that the information provided on its website is accurate. However, we cannot guarantee this, and accept no liability for any information or advice given via its website.

