

## Tempo Cube Idealform Plus+ Bath 170x70cm No Handgrips No Tapholes

### ILLUSTRATED

- E2585** Tempo Cube 170 x 70cm Idealform Plus+ bath no handgrips no tapholes
- B0247** Active bath filler 2 hole dual control
- E4797** Unilux Plus+ 170cm front panel for Idealform Plus+
- E4831** Unilux Plus+ 70cm end panel
- E5795** Waste 1½" bath pop-up waste and overflow components only
- E5800** Bath pop-up waste operating handle and cover only
- A5901** TMV Thermostatic mixing valve 22mm

### ILLUSTRATED PRODUCT DETAILS








#### Weights

- E2585** 32.00 KG
- B0247** 4.45 KG
- E4797** 3.65 KG
- E4831** 2.58 KG
- E5795** 1.34 KG
- E5800** 0.82 KG
- A5901** 1.70 KG

#### Materials

- E2585** Idealform Plus+
- B0247** Chrome Plated Brass
- E4797** Acrylic
- E4831** Acrylic
- E5795** Chrome Plated Metal
- E5800** Chrome Plated Metal
- A5901** Chrome Plated Metal

#### Finishes

- E2585**  White (01)
- B0247**  Chrome (AA)
- E4797**  White (01)
- E4831**  White (01)
- E5795**  Neutral / No Finish (67)
- E5800**  Chrome (AA)
- A5901**  Chrome (AA)

#### Capacity

- E2585** 181 litres (to overflow)

#### Designer


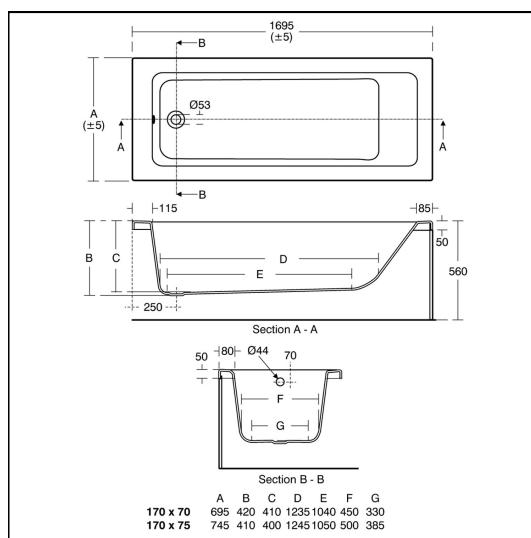
Robin Levien, RDI

#### Standards

Constructed to EN 198:2008. EN 14516

#### Special Notes

Consideration should be given to safe hot water delivery and the use of an appropriate temperature reduction device see A5901AA or Part G for guidance.



### ACCREDITATIONS

