

## Tempo Cube Idealform Plus+ Double Ended Bath 180x80cm No Handgrips No Tapholes

### ILLUSTRATED

- E2592** Tempo Cube 180 x 80cm Idealform Plus+ double ended bath no handgrips no tapholes
- B0247** Active bath filler 2 hole dual control
- E2606** Tempo Cube 180cm bath front panel
- E2607** Tempo Cube 80cm bath end panel
- S8970** Trap 1½" plastic P with 75mm seal, multi-purpose outlet suitable for plastic and BS copper pipe
- E5795** Waste 1½" bath pop-up waste and overflow components only
- E5800** Bath pop-up waste operating handle and cover only
- A5901** TMV Thermostatic mixing valve 22mm

### OPTIONS

- A4053** Active dual control two hole thermostatic bath filler
- B8076** Active bath pillar taps with lever handles
- B8077** Active single lever one hole rim mounted bath filler
- S8830** Waste 1½" bath chain and overflow, plastic plug

### ILLUSTRATED PRODUCT DETAILS








#### Weights

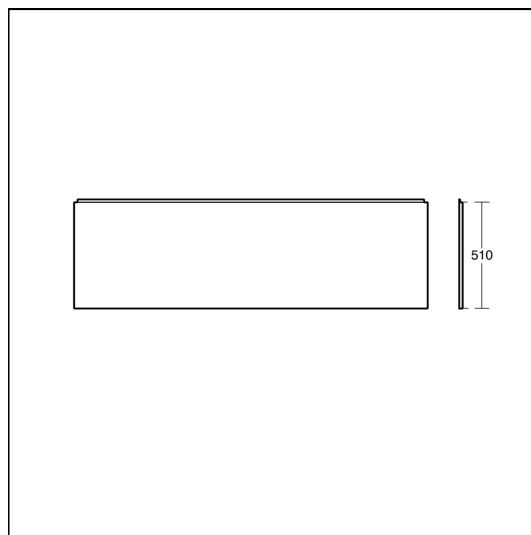
- E2592** 37.00 KG
- B0247** 4.45 KG
- E2606** 5.00 KG
- E2607** 4.00 KG
- S8970** 1.00 KG
- E5795** 1.34 KG
- E5800** 0.82 KG
- A5901** 1.70 KG

#### Materials

- E2592** Toughened Safety Glass
- B0247** Chrome Plated Brass
- E2606** Acrylic
- E2607** Acrylic
- S8970** Plastic

#### Finishes

- E2592**  White (01)
- B0247**  Chrome (AA)
- E2606**  White (01)
- E2607**  White (01)
- S8970**  Neutral / No Finish (67)
- E5795**  Neutral / No Finish (67)
- E5800**  Chrome (AA)



### ACCREDITATIONS



## Tempo Cube Idealform Plus+ Double Ended Bath 180x80cm No Handgrips No Tapholes

**E5795** Chrome Plated Metal

**E5800** Chrome Plated Metal

**A5901** Chrome Plated Metal

**A5901**  Chrome (AA)

### Capacity

**E2592** 248 litres (to overflow)

### Designer

Robin Levien, RDI

### Standards

Constructed to EN 198:2008. EN 14516

### Special Notes

Consideration should be given to safe hot water delivery and the use of an appropriate temperature reduction device see A5901AA or Part G for guidance.

One tap hole fittings require offsetting from the overflow. Check positioning and compatibility before specifying