


Tempo Cube Square Idealform RH Shower Bath 170x85cm No Handgrips No Tapholes

ILLUSTRATED

- E2594** Tempo Cube 170 x 85cm Idealform right hand shower bath no handgrips no tapholes
- B0247** Active bath filler 2 hole dual control
- E2596** Tempo Cube shower bath front panel
- E3169** Unilux 70cm end panel
- S8970** Trap 1½" plastic P with 75mm seal, multi-purpose outlet suitable for plastic and BS copper pipe
- E5795** Waste 1½" bath pop-up waste and overflow components only
- E5800** Bath pop-up waste operating handle and cover only
- E2597** Tempo Cube Square shower bath screen, Clear Glass and Bright Silver finish
- A5901** TMV Thermostatic mixing valve 22mm



OPTIONS

- A4053** Active dual control two hole thermostatic bath filler
- B8076** Active bath pillar taps with lever handles
- B8077** Active single lever one hole rim mounted bath filler
- A4054** Active dual control two hole thermostatic bath shower mixer with Cube M1 Shower set
- B0248** Active bath shower mixer 2 hole dual control with Cube M1 Shower set
- B8078** Active single lever one hole bath shower mixer with Cube M1 Shower set
- S8830** Waste 1½" bath chain and overflow, plastic plug

ACCREDITATIONS






ILLUSTRATED PRODUCT DETAILS

Weights

- E2594** 27.00 KG
- B0247** 4.45 KG
- E2596** 4.00 KG
- E3169** 2.58 KG
- S8970** 1.00 KG
- E5795** 1.34 KG
- E5800** 0.82 KG
- E2597** 32.00 KG

Finishes

- E2594**  White (01)
- B0247**  Chrome (AA)
- E2596**  White (01)

Tempo Cube Square Idealform RH Shower Bath 170x85cm No Handgrips No Tapholes

A5901 1.70 KG

Materials

E2594 Toughened Safety Glass

B0247 Chrome Plated Brass

E2596 Toughened Safety Glass

E3169 Acrylic

S8970 Plastic

E5795 Chrome Plated Metal

E5800 Chrome Plated Metal

E2597 Toughened Safety Glass

A5901 Chrome Plated Metal

E3169  White (01)

S8970  Neutral / No Finish (67)

E5795  Neutral / No Finish (67)

E5800  Chrome (AA)

E2597  Bright Silver (EO)

A5901  Chrome (AA)

Capacity

E2594 190 litres (to overflow)

Designer

Robin Levien, RDI

Standards

Constructed to EN 198:2008. EN 14516

Special Notes

Consideration should be given to safe hot water delivery and the use of an appropriate temperature reduction device see A5901AA or Part G for guidance.

To be used with E2597EO Tempo Tempo Cube shower bath screen