

Alto CT Bath 170cm x 75cm Bath Double Ended No Tapholes Idealform Plus+

ILLUSTRATED

- E7648** Alto CT 170 x 75cm Idealform Plus+ double ended bath - no tapholes
- B9674** Alto dual control two hole bath filler
- E4797** Unilux Plus+ 170cm front panel for Idealform Plus+
- E4832** Unilux Plus+ 75cm front bath panel for Idealform Plus+
- E5795** Waste 1½" bath pop-up waste and overflow components only
- E5800** Bath pop-up waste operating handle and cover only
- A5901** TMV Thermostatic mixing valve 22mm

ILLUSTRATED PRODUCT DETAILS








Weights

- E7648** 33.00 KG
- B9674** 2.31 KG
- E4797** 3.65 KG
- E4832** 2.58 KG
- E5795** 1.34 KG
- E5800** 0.82 KG
- A5901** 1.70 KG

Materials

- E7648** Idealform Plus+
- B9674** Chrome Plated Brass
- E4797** Acrylic
- E4832** Acrylic
- E5795** Chrome Plated Metal
- E5800** Chrome Plated Metal
- A5901** Chrome Plated Metal

Finishes

- E7648**  White (01)
- B9674**  Chrome (AA)
- E4797**  White (01)
- E4832**  White (01)
- E5795**  Neutral / No Finish (67)
- E5800**  Chrome (AA)
- A5901**  Chrome (AA)

Capacity


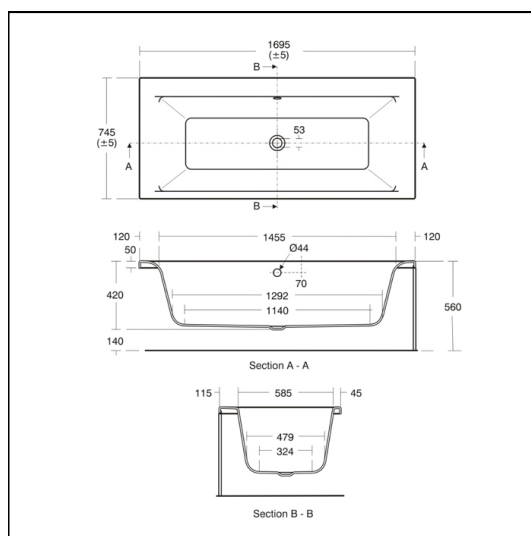
- E7648** 199 litres (to overflow)

Designer

Robin Levien, RDI

Standards

Constructed to EN 198:2008. EN 14516



ACCREDITATIONS



Alto CT Bath 170cm x 75cm Bath Double Ended No Tapholes Idealform Plus+

FEATURES

