

Tempo 150cm x 70cm Rectangular Idealform Bath

ILLUSTRATED

- E1555** Tempo 150cm x 70cm rectangular Idealform bath with chrome handgrips, no tapholes
- B0730** Tempo 2 hole bath filler
- E4796** Unilux Plus+ 150cm front panel
- E3169** Unilux 70cm end panel
- S8970** Trap 1½" plastic P with 75mm seal, multi-purpose outlet suitable for plastic and BS copper pipe
- E1486** Luxury bath pop-up waste and overflow
- A5901** TMV thermostatic mixing valve, 22mm

OPTIONS

- B1151** Calista dual control two hole bath filler

ILLUSTRATED PRODUCT DETAILS








Weights

- E1555** 19.50 KG
- B0730** 2.64 KG
- E4796** 3.30 KG
- E3169** 2.58 KG
- S8970** 1.00 KG
- A5901** 1.70 KG

Materials

- E1555** Idealform
- B0730** Chrome Plated
- E4796** Acrylic
- E3169** Acrylic
- S8970** Plastic
- E1486** Mixed Material
- A5901** Chrome Plated Metal

Finishes

- E1555**  White (01)
- B0730**  Chrome (AA)
- E4796**  White (01)
- E3169**  White (01)
- S8970**  Neutral / No Finish (67)
- E1486**  Chrome (AA)
- A5901**  Chrome (AA)

Capacity

- E1555** 155.0 litres (to overflow)

Flow rates

- B0730** 50 Litres per minute @ 3 bar pressure

Designer

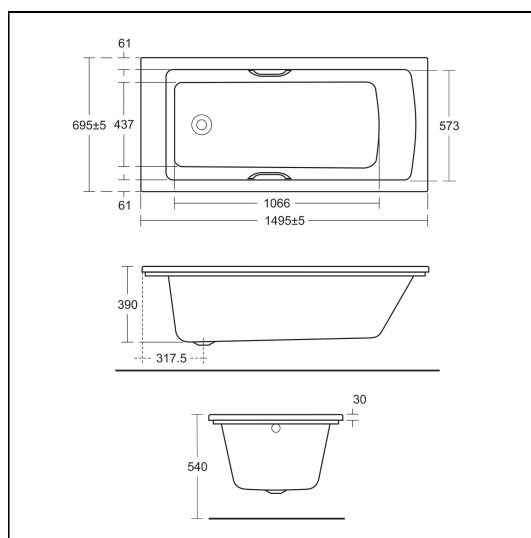
Robin Levien, RDI

Standards

Constructed to EN 198:2008. EN 14516

Special Notes

Consideration should be given to safe hot water delivery and the use of an appropriate temperature reduction device, see A5901AA or Part G for guidance. One taphole fitting require offsetting from the overflow. Check positioning and compatibility before specifying.



FEATURES

