

Concept Bidet Wall Mounted 1 Taphole

ILLUSTRATED

| | |
|--------------|--|
| E7996 | Concept bidet wall mounted 1 taphole |
| E0060 | Support frame with bolts for wall hung WC pans |
| B9988 | Concept bidet mixer 1 hole with pop-up waste |

ILLUSTRATED PRODUCT DETAILS




Weights

| | |
|--------------|----------|
| E7996 | 17.10 KG |
| E0060 | 4.28 KG |
| B9988 | 1.75 KG |

Materials

| | |
|--------------|---------------------|
| E7996 | Vitreous China |
| E0060 | Metal |
| B9988 | Chrome Plated Brass |

Finishes

| | |
|--------------|--|
| E7996 |  White (01) |
| E0060 |  Neutral / No Finish (67) |
| B9988 |  Chrome (AA) |

Flow rates

| | |
|--------------|--------------------------------------|
| B9988 | 5 Litres per minute @ 3 bar pressure |
|--------------|--------------------------------------|

Designer

Robin Levien, RDI

Standards

Bidet to BS EN 36

Special Notes

E0060 support brackets secured to floor within the duct, bidet fixed to support brackets with bolts supplied and bolts screwed to back wall with brackets. Joints sealed with waterproof sealant (not supplied). Consideration should be given to safe hot water delivery and the use of an appropriate temperature reduction device see A5900AA or Part G for guidance.

